



THE UNIVERSITY OF GEORGIA
COOPERATIVE EXTENSION
Colleges of Agricultural and Environmental Sciences & Family and Consumer Sciences



Georgia 4-H, 321 Hoke Smith Annex-UGA, Athens, Georgia 30602
Phone: 706-542-8892, Fax: 706-542-4373, Email: hkalino@uga.edu

February 25, 2009

To: 4-H Horse Project Members, Parents, Agents and Leaders

Subject: Georgia 4-H State Horse Show

Please find following the 2009 Georgia 4-H State Horse Show rule book. This rule book includes the guidelines that are followed at our State 4-H Horse Show as well as the rules and entry forms for additional contests held at this show -- Public Speaking, Demonstration, Essay, Photo and Art. You do not have to own a horse to participate in the additional contests.

The State 4-H Horse Show is scheduled for June 08-13, 2009 at the Georgia National Fairgrounds and Agricenter in Perry, GA. This show is the official State Qualifying Show for the Southern Regional 4-H Horse Show which will be held in Little Rock, Arkansas, July 28-August 02, 2009. The State 4-H Horse Show is sponsored by the Georgia Department of Agriculture and the Horseman's Quarter Horse Association. These generous supporters make this program possible.

There are three basic requirements to be eligible to participate in this show.

- ***Be enrolled in Georgia 4-H as a member.***
- ***Own or lease the horse shown by March 2, 2009 and be able to show proof. Intent to Show and Proof of Ownership or Lease registered online by March 16, 2009.***
- ***Cloverleaf and Junior participants must have completed at least half of the Novice Horseman Project and Seniors all of the Novice Horseman. This must be completed by time of entry – May 26, 2009.***
- ***Please send one (1) county check to cover all fees for exhibitors.***

This rulebook details the general rules of the show as well as describes the specifics of each class. This should help you as you prepare for the show. This rulebook is revised annually, or as necessary, by the Georgia 4-H Horse Advisory Committee. When you receive this book, discard copies of any previous editions of the Georgia 4-H Horse Show Rules and Regulations. ***You will notice that all changes for 2009 are bold, italicized and in red.*** Please read the entire book, as many changes have been made.

These changes should help towards our goal of continuous improvement of our State 4-H Horse Show. We look forward to seeing you at the 2009 State 4-H Horse Show in Perry!

Heather K. Shultz
4-H Program Coordinator I, Livestock
(706) 542-8892
hkalino@uga.edu

Kari Turner, Ph.D.
Extension Animal Scientist - Equine
(706)542-8588
ktturner@uga.edu

cc: District 4-H Program Dev. Coordinators
Robert Stewart
Arch Smith

Horse Advisory Committee
Bo Ryles

Learning for Life

Agriculture and Natural Resources • Family and Consumer Sciences • 4-H Youth
An Equal Opportunity / Affirmative Action Institution

Table of Contents

Page 2

Horse Project Letter	1
Table of Contents	2-3
Entry Form – 2009 State 4-H Horse Show	4-7
Classes - State 4-H Horse Show.....	8
Tentative Schedule.....	9
Official Rules	10-18

ADDITIONAL CONTESTS

General Rules.....	19
Public Speaking and Demonstration Contest	20-21
Application Form – Public Speaking and Demonstration Contest	22
Drawing Contest	23
Painting Contest	24
Essay Contest	25
Photo Contest	26
Application Form for Drawing, Painting, Essay and Photo Contests.....	27

CLASS DESCRIPTIONS

<u>SHOWMANSHIP</u>	28-29
<u>TRAIL</u>	30-31
<u>STOCK SEAT DIVISION</u>	31-43
Appointments.....	31
Western Pleasure.....	31-32
Western Horsemanship	32-33
Reining	34-35
Working Cow Horse.....	36-37
Western Riding.....	38-40
Team Penning	41-43
<u>HUNT SEAT DIVISION</u>	44-52
Appointments.....	44
Hunter Under Saddle.....	44
Hunt Seat Equitation on the Flat.....	45-46
Working Hunter-Pony Working Hunter	46-47
Equitation Over Fences	47
Open Jumping Horse and Pony	47-49
Hunter Hack.....	49
Dressage	50-52

Table of Contents

Page 3

<u>CONTEST DIVISION</u>	53-54
Appointments.....	53
Barrel Racing.....	53-54
Pole Bending.....	54
Arena Race.....	54
Stake Race.....	54
<u>SADDLE SEAT DIVISION</u>	55-60
General.....	55
Showmanship In-Hand.....	55-56
Trotting Classes.....	56-58
Equitation - Trotting.....	56-57
Cloverleaf Saddle Seat Walk-Trot Pleasure.....	58
4-H English Pleasure Horses.....	58
Non-Trotting Classes.....	58-60
Equitation - Non-Trotting.....	58-59
Plantation Pleasure Horses.....	60
Racking Horses.....	60
Pattern Equitation Classes.....	60
<u>Herdsmen Award</u>	61

Absolutely No Late Entries Accepted!

2009 STATE 4-H HORSE SHOW ENTRY FORM

(You Must Use a Separate Form for Each Horse!)

4-H'er's Name:		Birthdate:
Address:		Phone: ()
City:	Zip:	County:
Grade in School, January 1, 2009:	Gender:	Race:
Horse's Name:		Breed:
Registration #:	Date of Purchase or Lease:	
Color-Marking & Description:		

The original negative Coggins Test Report CURRENT WITHIN ONE YEAR OF SHOW DATE, must be presented at the entrance gate in order to enter the show grounds. DO NOT attach to entry form.

IMPORTANT!!

The signatures below certify that the above-named horse is owned or leased by the above-named 4-H member, parent, or legal guardian and has been obtained as a 4-H project prior to March 2, 2009. Entry forms accepted only on 4-H'er/horse pairs that submitted Intent to Show forms by March 16, 2009. Cloverleaf and Junior exhibitors must have completed one-half of requirements for Novice Horseman. Senior exhibitors must have completed all requirements for Novice Horseman. Verifying this information is the sole responsibility of the signing County Extension Agent. **Also, a completed Code of Conduct form must be on file at the 4-H's county office in order for the exhibitor to show.**

4-H Member

Parent

County Extension Agent

(PLEASE CHECK CLASSES ON ATTACHED SHEET)

STALL AND GROUNDS INFORMATION: Stall reservations will be made by county groups based on May 26th registration. Any and all stall requests must be received in writing. Show management will make all efforts to honor requests. Stall fees are \$25 per stall. Tack stalls are \$50 per stall. Stall reservations should include all horses. **Participants who show but do not rent a stall must pay a \$10 grounds fee per horse shown.**

REGISTRATION FEES

\$10.00 No Stall - Grounds Fee (Required only if not using stall)	=	\$ _____
\$25.00 per stall x _____ number of stalls (includes horse stalls)	=	\$ _____
\$50.00 per tack stall x _____ number of stalls	=	\$ _____
Class Entry Fee (from attached sheet)	=	\$ _____
Grand Total	=	\$ _____

Send one (1) county check to cover all fees, made payable to Georgia 4-H Foundation.

SEND ONLINE 4-H ENTRY DOCUMENT AND CHECK POSTMARKED NO LATER THAN May 27, 2009 TO:

Heather Shultz, Georgia 4-H Program Coordinator I, Livestock, 321 Hoke Smith Annex, Athens, GA 30602.

For this entry form to be valid, you must have submitted an Intent to Show Form and Proof of Ownership or Lease to your county agent prior to March 16, 2009. This entry form is 4 pages long. Be sure to include all 4 pages to your county agent.

CLASS ENTRY SHEET

REGISTRATION DUE ONLINE BY MAY 26, 2009.

4-H'er's Name: _____

County: _____

Horse's Name: _____

Please enter my horse in the classes checked. Entry fee is \$12.00/class which is due to your county agent before May 26.

Absolutely no late entries.

Please check each division in which you plan to show:

HUNT SEAT DIVISION

Cloverleaf

- ___ Class 1 Cloverleaf Hunter Showmanship In Hand
- ___ Class 4 Cloverleaf Walk-Trot Hunter Under Saddle
- ___ Class 5 Cloverleaf Walk-Trot Hunt Seat Equitation

Junior

- ___ Class 2 Junior Hunter Showmanship In Hand
- ___ Class 7 Junior Hunter Under Saddle
- ___ Class 9 Junior Hunt Seat Equitation
- ___ Class 11 Hunter Hack (*only if not in other O.F. classes*) **OR**
- ___ Class 20 Junior Dressage
- ___ Class 12 Jr. Hunt Seat Equitation Over Fences - 2'3"
- ___ Class 15 Junior Working Hunter -- 2'6"
- ___ Class 18 Junior Open Jumping (*see Rulebook*)

Senior

- ___ Class 3 Senior Hunter Showmanship In Hand
- ___ Class 8 Senior Hunter Under Saddle
- ___ Class 10 Senior Hunt Seat Equitation
- ___ Class 11 Hunter Hack (*only if not in other O.F. classes*) **OR**
- ___ Class 21 Senior Dressage
- ___ Class 13 Sr. Hunt Seat Equitation Over Fences - 2'3"
- ___ Class 16 Senior Working Hunter - 2'6"
- ___ Class 19 Senior Open Jumping (*see Rulebook*)

Ponies - 14.2 hands (58 inches) or under*

JUNIORS

- ___ Class 2 Junior Hunter Showmanship In Hand **OR**
- ___ Class 6 Pony Hunter Under Saddle **OR**
- ___ Class 9 Junior Hunt Seat Equitation **OR**
- ___ Class 11 Hunter Hack (*only if not in other O.F. classes*) **OR**
- ___ Class 12 Jr. Hunt Seat Equitation Over Fences **OR**
- ___ Class 14 Pony Working Hunter - 2'3" **OR**
- ___ Class 17 Pony Open Jumping **OR**
- ___ Class 20 Junior Dressage **OR**

SENIORS

- ___ Class 3 Senior Hunter Showmanship In Hand
- ___ Class 6 Pony Hunter Under Saddle
- ___ Class 10 Senior Hunt Seat Equitation
- ___ Class 11 Hunter Hack (*only if not in other O.F. classes*)
- ___ Class 13 Senior Hunt Seat Equitation Over Fences
- ___ Class 14 Pony Working Hunter - 2'3"
- ___ Class 17 Pony Open Jumping
- ___ Class 21 Senior Dressage

- If you enter pony classes, you may only select classes in this section.

CLASS ENTRY SHEET

REGISTRATION DUE ONLINE BY MAY 26, 2009.

4-H'er's Name: _____

County: _____

Horse's Name: _____

Please enter my horse in the classes checked. Entry fee is \$12.00/class which is due to your county agent before May 26.

Absolutely no late entries.

Please check each division in which you plan to show:

SADDLE SEAT

Cloverleaf

- ___ Class 22 Cloverleaf English Showmanship In-Hand
- ___ Class 25 Cloverleaf Saddle Seat Equitation
- ___ Class 26 Cloverleaf Saddle Seat Pleasure

Junior – Trotting

- ___ Class 23 Junior English Showmanship In Hand
- ___ Class 27 Junior Saddle Seat Equitation
- ___ Class 31 Junior Pattern Saddle Seat Equitation
- ___ Class 35 Junior English Pleasure

Senior – Trotting

- ___ Class 24 Senior English Showmanship in Hand
- ___ Class 29 Senior Saddle Seat Equitation
- ___ Class 33 Senior Pattern Saddle Seat Equitation
- ___ Class 36 Senior English Pleasure

Junior-Non-Trotting

- ___ Class 23 Junior English Showmanship In-Hand
- ___ Class 28 Junior Saddle Seat Equitation (Non-trotting)
- ___ Class 32 Junior Pattern Saddle Seat Equitation (Non-trotting)
- ___ Class 37 Plantation Pleasure **OR** ___ Class 38 Racking

Senior—Non-Trotting

- ___ Class 24 Senior English Showmanship In-Hand
- ___ Class 30 Senior Saddle Seat Equitation (Non-Trotting)
- ___ Class 34 Senior Pattern Saddle Seat Equitation (Non-Trotting)
- ___ Class 37 Plantation Pleasure **OR** ___ Class 38 Racking

CONTEST DIVISION (No Cloverleaf Division)

Junior

- | | |
|-----------------------------------|-----------------------------------|
| ___ Class 39 Junior Stake Race | ___ Class 40 Senior Stake Race |
| ___ Class 41 Junior Barrel Racing | ___ Class 42 Senior Barrel Racing |
| ___ Class 43 Junior Pole Bending | ___ Class 44 Senior Pole Bending |
| ___ Class 45 Junior Arena Race | ___ Class 46 Senior Arena Race |

CLASS ENTRY SHEET

REGISTRATION DUE ONLINE BY MAY 26, 2009.

4-H'er's Name: _____

County: _____

Horse's Name: _____

Please enter my horse in the classes checked. Entry fee is \$12.00/class which is due to your county agent before May 26.

Absolutely no late entries.

Please check each division in which you plan to show:

STOCK SEAT

Cloverleaf

- ___ Class 47 Cloverleaf Western Showmanship In-Hand
- ___ Class 50 Cloverleaf Walk-Trot Western Pleasure
- ___ Class 51 Cloverleaf Walk-Trot Western Horsemanship

Juniors

- ___ Class 48 Junior Western Showmanship In-Hand
- ___ Class 52 Junior Western Pleasure
- ___ Class 54 Junior Western Horsemanship
- ___ Class 56 Junior Western Riding
- ___ Class 58 Junior Reining
- ___ Class 60 Junior Working Cow Horse (*Boxing Only*)*
- ___ Class 62 Junior Trail
- ___ Class 64 Junior Team Penning*

Seniors

- ___ Class 49 Senior Western Showmanship In-Hand
- ___ Class 53 Senior Western Pleasure
- ___ Class 55 Senior Western Horsemanship
- ___ Class 57 Senior Western Riding
- ___ Class 59 Senior Reining
- ___ Class 61 Senior Working Cow Horse (*Boxing Only*)*
- ___ Class 63 Senior Trail
- ___ Class 65 Senior Team Penning*

Team Penning Contestant Names and County:

1. _____
2. _____
3. _____

**When inputting Team Penning Contestants and you have more than one team from your county, please designate the team members with a letter for each team. For example:

1. Wendy Smith, Team A 2. Molly Smith, Team A 3. Jane Doe, Team A
1. Heather Shultz, Team B 2. Emily Schattler, Team B 3. Kari Turner, Team B

If you have exhibitors from different counties, please list all team members online and include what county they are from.

*** There must be a total of at least 5 teams entered in Team Penning (Junior and Senior combined), and ALL teams must be pre-entered by May 26th. Adding or entering Team Penning at the State Show will NOT be allowed. Due to the high cost of cattle, we will be taking a hard look at the number of entries in the Team Penning and Working Cow Horse classes in 2009 and will make a decision on whether these classes will be offered in the future. There will be NO refunds of cattle fees for any reason other than the classes being cancelled.**

Entry Fees:

\$12.00 per Class X _____ Classes = \$ _____

Cattle Charges (**\$30 per EXHIBITOR for classes 60 and 61, and 64 and 65**) = \$ _____

Total: = \$ _____

**Cloverleaf classes are for Pre 4-H'ers and 4-H'ers nine years old through the sixth grade with limited horsemanship experience.

**4-H'ers must be 9 years old as of January 1, 2009 to show in junior classes. Junior classes are also for experienced fifth and sixth graders.

**Grade is determined by grade as of January 1, 2009.

OFFICIAL CLASSES

2009 State 4-H Horse Show

Hunt Seat

- Class 1 Cloverleaf Hunter Showmanship In-Hand
- Class 2 Junior Hunter Showmanship In-Hand
- Class 3 Senior Hunter Showmanship In-Hand
- Class 4 Cloverleaf Walk-Trot Hunter Under Saddle
- Class 5 Cloverleaf Walk-Trot Hunt Seat Equitation
- Class 6 Pony Hunter Under Saddle
- Class 7 Junior Hunter Under Saddle
- Class 8 Senior Hunter Under Saddle
- Class 9 Junior Hunt Seat Equitation
- Class 10 Senior Hunt Seat Equitation
- Class 11 Hunter Hack (only if not in other OF classes)
- Class 12 Junior Hunt Seat Equitation Over Fences
- Class 13 Senior Hunt Seat Equitation Over fences
- Class 14 Pony Working Hunter 2'3"
- Class 15 Junior Working Hunter 2'6"
- Class 16 Senior Working Hunter 2'6"
- Class 17 Pony Open Jumping
- Class 18 Junior Open Jumping (See Rulebook)
- Class 19 Senior Opening Jumping (See Rulebook)
- *Class 20 Junior Dressage (This Class Does Not Accumulate Points)
- *Class 21 Senior Dressage (This Class Does Not Accumulate Points)

Saddle Seat

- Class 22 Cloverleaf English Showmanship In-Hand
- Class 23 Junior English Showmanship In-Hand
- Class 24 Senior English Showmanship In-Hand
- Class 25 Cloverleaf Saddle Seat Equitation
- Class 26 Cloverleaf Saddle Seat Pleasure
- Class 27 Junior Saddle Seat Equitation
- Class 28 Junior Saddle Seat Equitation (Non-Trotting)
- Class 29 Senior Saddle Seat Equitation
- Class 30 Senior Saddle Seat Equitation (Non-Trotting)
- Class 31 Junior Pattern Saddle Seat Equitation
- Class 32 Junior Pattern Saddle Seat Equitation (Non-Trotting)
- Class 33 Senior Pattern Saddle Seat Equitation
- Class 34 Senior Pattern Saddle Seat Equitation (Non-Trotting)
- Class 35 Junior English Pleasure
- Class 36 Senior English Pleasure
- Class 37 Plantation Pleasure
- Class 38 Racking

Contest Events

- Class 39 Junior Stake Race
- Class 40 Senior Stake Race
- Class 41 Junior Barrel Racing
- Class 42 Senior Barrel Racing
- Class 43 Junior Pole Pending
- Class 44 Senior Pole Bending
- Class 45 Junior Arena Race
- Class 46 Senior Arena Race

Stock Seat

- Class 47 Cloverleaf Western Showmanship In-Hand
- Class 48 Junior Western Showmanship In-Hand
- Class 49 Senior Western Showmanship In-Hand
- Class 50 Cloverleaf Walk-Trot Western Pleasure
- Class 51 Cloverleaf Walk-Trot Western Horsemanship
- Class 52 Junior Western Pleasure
- Class 53 Senior Western Pleasure
- Class 54 Junior Western Horsemanship
- Class 55 Senior Western Horsemanship
- Class 56 Junior Western Riding
- Class 57 Senior Western Riding
- Class 58 Junior Reining
- Class 59 Senior Reining
- Class 60 Junior Working Cow Horse (Boxing Only)
- Class 61 Senior Working Cow Horse (Boxing Only)
- Class 62 Junior Trail
- Class 63 Senior Trail
- *Class 64 Junior Team Penning (This Class does not Accumulate points; Helmet Required)
- *Class 65 Senior Team Penning (This Class does not Accumulate points; Helmet Required)

2009 STATE 4-H HORSE SHOW
****TENTATIVE SCHEDULE UNTIL SHOW****

Monday, June 8

5:00 – 8:00 pm	Stalling Available no earlier than 5 pm. No horses will be allowed inside the East Gate before 5 pm.
7:00 pm	Hunt Seat Orientation (Beef Arena)
8:00 – 9:00 pm	Hunt Seat Flat Workout (Reaves Arena) Dressage Workout (Multi-Purpose)

Tuesday, June 9

6:30 – 7:30 am	Hunt Seat Flat Workout (Reaves Arena) Dressage Ring Available to Work out (Multi-Purpose) until 12 noon
8:00 am	Hunt Seat Division Begins (Reaves Arena) ** Hunter Hack will be the last class of the day
1:00 pm	Junior Dressage followed by Senior Dressage (Multi-Purpose)
5:00 pm	Remaining Flat classes moved to Covered Arena
7:00-10:00	Jumping Workout

Wednesday June 10

6:30 – 7:30 am	Jumping Workout (Reaves Arena)
8:00 am	Hunt Seat Over Fences Classes begin (Reaves Arena)
12:00 noon	Saddle Seat Orientation (Beef Arena)
2:00-3:30 pm*	Saddle Seat Work Out (Reaves Arena) Tack Check during warm-up
4:00 pm	Saddle Seat Division Begins *Saddle Seat Workout (Reaves) for 1-1/2 hours immediately following the conclusion of the Over Fences classes and breakdown of jumps ** Reaves Arena open for Contest Events Workout at conclusion of Saddle Seat classes for one hour.

Thursday, June 11

9:00 am	Contest Events Orientation (Beef Arena)
10:00 am -11:30 am	Contest Events Workout (Reaves Arena)
12:30 pm	Begin Tack Check (Back of Reaves Arena)
1:00 pm	Contest Events Preliminary Begin (Reaves Arena) ** Reaves Arena open for Stock Seat Workout at conclusion of Contest Event Prelims for one hour.

Friday, June 12

6:30-7:30 am	Contest Events Workout (Reaves Arena)
8:00 am	Begin Tack Check (Back Reaves Arena)
8:30 am	Contest Finals Begin (Reaves Arena)
10:00 am	Stock Seat Orientation (Beef Arena)
12:00 noon – 2:00 pm	Stock Seat Workout (Reaves Arena) *Stock Seat Workout (Reaves) for 2 hours immediately following conclusion of Contest Events Finals.
3:00 pm	Stock Seat Division Begins (Reaves Arena) *Showmanship (CL, JR, SR), CL Western Pleasure and CL Horsemanship, JR Western Pleasure, SR Western Pleasure, JR Horsemanship, SR Horsemanship - Remaining classes will be on Saturday

Saturday, June 13

6:30 a.m-8:00 am	Stock Seat Workout (Reaves Arena)
9:00 am	Stock Seat Division Resumes (Covered Arena, Reaves Arena) * (Covered Arena) JR Working Cow Horse, SR Working Horse, JR Team Penning, SR Team Penning, (Reaves Arena) JR Western Riding, SR Western Riding, JR Reining, SR Reining Trail (Multi-Purpose)** **Trail will be open on a first come first served basis for three hours.

Classes that cannot be completed on the scheduled day will be moved to the next day.

The Reaves Arena and the Covered Arena will be available to work out at the designated times by designated supervisors. Once the designated times have expired the arenas will be closed and locked until the next designated time. If the exhibitor chooses to use any other arena unsupervised they do so at their own risk.

OFFICIAL RULES

2009 GEORGIA STATE 4-H HORSE SHOW

A. ELIGIBILITY

1. Exhibitors in the 4-H Horse Show must be nine years old or above on January 1 of the current year and not have passed their 19th birthday on January 1 of the current year. **Pre-4-H youth younger than nine years (must be in 1st grade January 1 of the current year) with demonstrated horsemanship skills and with the permission of their County Extension Agent may participate in those classes designated "Cloverleaf."** There is no Cloverleaf Division in the Contest Events. 4-H'er members must be 9 years old on January 1st, 2009 to compete in the Contest Events division (grades 1-4).
2. Cloverleaf classes are restricted to pre-4-H'ers and 4-H members in the 5th and 6th grades with **limited** horsemanship experience. Horses will be required to walk and trot in the classes. The riders will not be expected to canter or lope. **Any member entering Cloverleaf classes cannot enter any other classes including pony classes and Trail.**
3. Junior events are for 4-H'ers nine years old through eighth grade, January 1 of current year. **A 4-H'er cannot enter both Cloverleaf and Junior competition - Cloverleaf is intended for 4-H'ers with limited experience.**
4. Senior events are for 4-H'ers in the ninth grade and above who have not passed their 19th birthday January 1 of the current year. ***Contestants may not participate in post-secondary courses (i.e. college, technical school) in the subject area of the 4-H competition, and/or on a college equestrian team, nor may contestants participate in training for post-secondary competition in the subject area of the 4-H competition. Violation will result in forfeiture in the Georgia 4-H State Horse Show as well as forfeiture of any awards or recognition received from the Georgia 4-H State Horse Show.***

Summary of 4-H Horse Show Age and Grade Breakdown
(based on January 1, 2009)

Cloverleaf Events -	Pre-4-H'ers (Youth in at least the 1st grade but less than 9 years old January 1 of the current year). Also, 5th and 6th grades with <u>limited</u> horsemanship experience.
Junior Events -	4-H'ers nine-years-old through eighth grade January 1 of the current year. (May actually be Cloverleaf 4-H'ers). Refer to #3 above.
Senior Events -	4-H'ers ninth grade and above who have not passed his/her 19th birthday as of January 1 of the current year.

5. All exhibitors must be enrolled in a county 4-H program. Junior and Cloverleaf exhibitors must have completed at least half of the requirements in each section of the Novice Horseman Project. Senior exhibitors must have completed the entire Novice Horseman Project. **Certification of project work on the show entry form is the sole responsibility of the County Extension Agent and is made in the form of the agent signature on the entry form.**
6. Pending approval of Georgia 4-H and FFA: A student may show recreational animals (horses, dogs, cats, exotic, etc.) in both organizations in the same year. This is allowed because of the significant differences in the typical learning experiences associated as well as the organization scheduling and leadership associated with these type shows. Relative to these shows, 4-H and FFA organizations at local, district and regional levels are encouraged to plan events in cooperation with each other.

B. Ownership and leasing requirements:

- a) Horses must be owned **or leased** by the 4-H'er or their immediate family member by March 2, 2009. The duration of the lease has to be at least nine (9) months. If the leaser does not follow the nine-month lease agreement, the leaser will be ineligible to participate in future Georgia State Horse Shows.
- b) The Intent to Show form (available from your County Extension Agent) must have been submitted online by the county agent no later than March 16, 2009 and must be accompanied by Proof of Ownership or Lease. Without this form, you **may not** show.
- c) A 4-H'er may submit as many Intent to Show forms as they have eligible horses on March 2. Absolutely no additional Intent to Show forms will be accepted after March 16, 2009. Please submit all possible horses in your ownership, in case of injury.
- d) Proof of Ownership can be registration papers or Bill of Sale. In the case of a grade horse, a notarized letter from a veterinarian or other professional that has worked with the horse and 4-H'er is acceptable. **Coggins papers will not be accepted as Proof of Ownership.**
- e) In the case of a leased horse, lease agreement must accompany Intent to Show form.
- f) The 4-H'er must be the person primarily responsible for the care of the horse.

- g) The 4-H'er must be the only person showing the horse, i.e., an owner or trainer could not show the horse at a show one weekend and the 4-H'er show the next. The only exception to this would be if the horse is owned by a family and another family member shows the horse. This is allowed by our rules.
- h) The show committee reserves the right to interview 4-H'ers and their families who are leasing horses to discuss the terms and conditions of the lease as well as proper management.
- i) Certification of the above is the responsibility of the 4-H member, parent and County Extension Agent.
- i) A horse may be carried as a project animal by more than one member of the family and shown by more than one member of the family provided they are in two different age groups. For example, a seventh grade 4-H'er could show the horse in Junior events and a ninth grade brother or sister could show the same horse in Senior classes. If both are juniors, they may not compete on the same horse. If both are seniors they may not compete on the same horse.
- k) **Borrowed horses are prohibited.**

C. SHOW REGULATIONS

Each Show makes divisions whereby all will have the opportunity to demonstrate their skill and horsemanship.

1. All horses entering the show grounds shall immediately enter the stabling or corral area. No horse is to be exercised except in the assigned areas. No riding shall be permitted in the spectator area and no spectators in the exercise area. **Only 4-H members can ride the horse at the show facility.** Trainers are allowed to lunge horses but not ride. Lunging is allowed in the outside arenas only, weather permitting.
2. No 4-H'er may exhibit more than three different horses at the State Show. Exhibitors may only show **one** horse per class, regardless of whether it's an individually worked class or group class.
3. Sportsmanship is the 4-H way. The judge's decision will be final. When an exhibitor or exhibitor's parent, trainer, leader, or agent is guilty of unsportsmanlike conduct, the show management may suspend such exhibitor's right to participate in future classes and/or shows for such period as judged appropriate.
4. All exhibitors will be required to have a completed 4-H Code of Conduct on file at their county office to show at the State 4-H Horse Show.
5. No exhibitor may be tied, buckled, or fastened into the saddle by any means during the competition. This includes velcro, rubber bands, and all other means.
6. A grievance committee will be designated by the show management before the show begins. This committee will act upon protests arising out of any class. A grievance or protest must be made in writing and be presented by the 4-H'er only, accompanied by a \$25.00 cash fee during or immediately upon conclusion of the class in question. Protests made by anyone other than a 4-H'er will be considered invalid. The exhibitor or horse and the reasons for the protest being filed must be designated. Protests will be made with the understanding that the protestor's name will be made public. If the protest is upheld by the grievance committee, the deposit shall be refunded to the 4-H'er. If the protest is overruled, the deposit shall be forfeited to the horse show fund. The decision of the committee is final. The grievance committee will not reverse the placing of the class.
7. Boots are strongly recommended by show management at all times. During assigned work out times (in Reaves Arena, Multi-Purpose Arena and the Covered Arena), boots must be worn and will be regulated by management. Helmets must be worn properly during all Hunt Seat, Contest and Jumping work outs. ***Horses must be ridden with a bridle and saddle at all times. Riding on pavement is strongly discouraged.*** These rules will be regulated by management.
8. Suitable, neat attire is to be worn in classes. For safety reasons, sneakers and low shoes are not considered suitable. Boots are required. See individual class descriptions for specific requirements.

Headgear: Equestrian sports involve inherent danger and risks. Students and parents should make responsible decisions relative to safety and their equipment.

Understand that the Georgia 4-H Show committee and officials make no representation or warranty expressed or implied about protective headgear and cautions riders that serious injury or death may result despite wearing such headgear.

It is recommended that all students in all divisions of Georgia 4-H horse shows wear equine approved protective headgear meeting accepted safety standards (ASTM/SEI). The student and parent/guardian are responsible for assuring that their head gear complies with safety standards. It is not the responsibility of the officials to check head gear. Protective head gear is appropriate for any class or division and will not be viewed as inappropriate attire or cause penalization in competition.

Helmets that meet the minimum performance standards set by the American Society of Testing Materials (ASTM) and which include certification and labeling required by the Safety Equipment Institute (SEI) will be **REQUIRED** for Hunt Seat and Contest Division and all jumping classes. This headgear must be secured with the harness engaged and properly fastened. Failure to adhere to this rule will disqualify the 4-H'er. Helmets will be spot checked. Disqualification will result from improper helmets or improperly worn helmets. The approved helmets must have a permanent harness and chin strap. Show management will not loan helmets.

9. The show will begin at the designated time. Each class will be called two times prior to the "last call". The gate will be closed within one minute following the last call. Exhibitors and exhibitors' parents are responsible for keeping track of working orders and for being in line or in the makeup area when their run or class time arrives. Exhibitors who miss their class or run will forfeit their run in that class, unless they notify the show officials of an unpreventable emergency before their time to work has passed and show management approves their request. In all individually-worked classes, exhibitors must go in posted order or they forfeit their go.
10. Riders must keep horse under control at all times. Fall of the horse and/or rider may be penalized or disqualified at the discretion of the judge. The judge will dismiss from the ring any entry that is unruly or not in sufficient control for the safety of the handler or other exhibitors.
11. Class entries should be made as designated by State 4-H Office. The official entry form must be used and contain the appropriate signatures. No entry will be accepted unless properly certified by 4-H member, parent, and Extension Agent. The exhibitor is responsible for securing official approval (signatures) of the County Extension Agent. **The show committee will refuse all uncertified entries. An entry fee of \$12.00 will be charged for each class and a grounds fee of \$10.00 will be charged for each horse if NO stall is rented. Entry fees must accompany the entry. All entries forms and fees are due online by May 26, 2009. Absolutely no late entries will be accepted. Requests for refunds will be accepted until June 30, 2009, for medical excuses only. The request must come from a County Extension Agent and be accompanied by a letter from a veterinarian or doctor.**
12. No refund less than \$12 will be made. No refunds after June 30, 2009.
13. In timed events, an electric timer, when accessible, will be the official time. Otherwise, at least two watches shall be used, with the average time of the two watches to be the official time.
14. In the event of a tie in a timed class, the contestant declared the winner in the runoff must run the pattern within two seconds of his original time, or the runoff must be held again.
15. All over fence classes will run one time (no preliminaries) except for open jumping which will run back to back. The number to be brought back for finals will be at the judges' and officials' discretion.
16. A rerun may, at the judges' discretion, be given to a contestant if handicapped by equipment failure. Equipment failure must be reported immediately to ring master if a rerun is desired. If need arises, exhibitor should request permission from ring master before leaving ring. Decision of the judge is final.
17. An exhibitor receiving excessive coaching or advice from parents, leaders, or agents while in the show ring, may be disqualified by the judge or show committee. Only exhibitors and show officials will be permitted in the show ring during the show.
18. Pony classes are for animals 14.2 hands (58 inches) or under as measured at the top of the withers (pony standing normally). **Ponies will be measured at the State 4-H Horse Show (only one measurement)** immediately following the divisions orientation. **If an exhibitor has a professional pony card, this may be presented in lieu of on-site measurement, though show management reserves the right to measure any pony entered in the show.**
 - a) Ponies are eligible for all classes. **IMPORTANT NOTE: A 4-H'er cannot enter both Pony and Horse Classes within a division on the same animal. However, where no pony class is offered (ex: Showmanship) the 4-H'er may go in the Junior or Senior class.**
19. Stallions are ineligible in all 4-H Shows.
20. All entries must present a certificate of negative test for Equine Infectious Anemia (Coggins Test) for admittance to show grounds. **CURRENT WITHIN ONE YEAR. All entrants will be required to submit a copy of their current Coggins paperwork in order to receive horse show packet(s). If an exhibitor presents original Coggins paperwork, the show office will make a photocopy, and a charge of \$1 per copy will be incurred by the exhibitor.** The vet will check each Coggins and horse condition during the show.

21. No alcoholic beverages are allowed on the show grounds during the State 4-H Horse Show.
22. A mandatory curfew or cut-off time of midnight will be in effect for the State Horse Show
23. All Cloverleaf, Junior and Senior 4-H exhibitors at the State 4-H Show should be prepared to answer questions concerning feeding, care and management of horses. Exhibitors at the State Show will be given a written test on care and management of horses. Questions for the State 4-H Horse Show quiz will be taken from the Horse Industry Handbook, the Novice Horseman Booklet, the current Georgia State Horse Show Rulebook and general 4-H information. **This test is mandatory for all Cloverleaf*, Junior and Senior 4-H participants.**

*All Cloverleaf 4-H participants will be required to take a quiz at the State 4-H Horse Show. The quiz will not count in the computation of the championship points within the division. However, the test scores may be used as a tie breaker for division placings. This test will be designed specifically for Cloverleaf participants and will not be the same quiz the Junior and Senior exhibitors receive. If a Cloverleaf cannot read, the test will be administered to them orally.

24. All exhibitors in a Division must be present at orientation for that Division in order to compete. **No exceptions.** If a 4-H'er shows in more than one division, he or she is required to take the test in only the earlier division but still must attend all orientations if they are not competing during the assigned orientation. If an exhibitor is competing in an event at the time of the scheduled orientation, they may send a parent as a representative. All exhibitor numbers must be stamped by the orientation leader prior to leaving the orientation. In the event that the 4-H'er is competing during the scheduled orientation and they have possession of their number, it is the parent representative's responsibility to provide the orientation facilitator with the 4-H'ers name. The 4-H'er will have to have their number stamped at the Horse Show Office, prior to the start of the entered class, to be eligible to compete.
25. A 4-H'er who is already entered in the State Show by the May 26th deadline may make a class change or may add a class at the State Show for a \$25 cash fee, **with the exception of team penning.** These class changes or class additions must be handled in person at the show in the horse show office. No changes will be accepted by phone during the period from May 26th until arrival at the State Show. Any name changes or added classes must be done before the close of the show office the night before the scheduled event. Name changes or added classes will not be done the day of the scheduled event.
26. Unnecessary roughness or discourteousness will dismiss the rider from further competition in the events. Good sportsmanship shall prevail at all times -- no abuse of animals or acting unmannerly. Georgia 4-H is committed to the humane treatment of horses and livestock. Inhumane or abusive treatment may result in disqualification, at the discretion of the show management and/or judges.
27. A photographer will be on hand during the show. If an exhibitor does not want a flash used during the class, it is the exhibitor's responsibility to provide this information to the announcer prior to the start of the class. Exhibitors may purchase photos from provided photographer, but they do so at the exhibitor's own discretion and risk.
28. Any exhibitor that enters the ring without their contestant number will be disqualified.
29. Dogs are not allowed in facilities where horses are being exhibited. Violators may be subject to dismissal from the show. Dogs are allowed in the barn area, but must be on a leash at all times.
30. Motorcycles, scooters, bicycles, skate-boards, skates, golf carts, any motorized vehicle (excluding automobiles driven by licensed drivers) and other rolling vehicles are prohibited on the grounds of the Georgia National Fairgrounds during the State 4-H Horse Show. Due to safety concerns, the State 4-H Horse Advisory Committee supports the decision to prohibit their use at the State 4-H Horse Show. Exhibitors found to be in violation of this ruling may be disqualified from the State 4-H Horse Show. It is the responsibility of all exhibitors, family members and friends to make sure that such equipment is not used. The only golf carts that will be allowed on the grounds will be those used by the staff of the Georgia National Fairgrounds. Any persons requesting the use of golf carts or other motorized apparatus due to handicap or disability must be able to provide documentation that such transportation is required, and this must be approved prior to use of the equipment on grounds.
31. Pattern books will be provided to participants at the time of check in. Any changes that are made to the provided patterns will be posted a minimum of 1 hour prior to the start of the work out or class. It is the responsibility of the exhibitor to clarify any questions prior to the start of the work out or actual class.

D. Forbidden substances or methods:

- a. No person shall cause to be administered internally or externally to a horse, either before or during the state 4-H Horse Show any medication, drug, or substance which is of such character as could affect its performance or appearance, except for those conditionally permitted therapeutic medications, the use of which is specifically provided for in the therapeutic medication addendum in C.
- b. The management of the State Show reserves the right to have horses tested for drugs. Show veterinarians will submit

samples to a suitable laboratory for testing and the results of such tests will be provided to county and state Extension faculty for appropriate action. All horses are subject to testing. **Refusal to submit animals for testing or cooperate in completion of minimum testing requirements will result in disqualification and subject the exhibitor to the same penalties provided for exhibitors whose animals test positive for drugs.**

c. Therapeutic Medication Addendum (Does not apply if prohibited by governmental regulations)

-Exhibitors, owners, trainers, and veterinarians are cautioned against the use of medicinal preparations, tonics, pastes, and products of any kind, the ingredients and quantitative analysis of which are not specifically known, as many of them may contain a forbidden substance.

1. Forbidden drugs or substance:

A) Any drug or substance considered a Class I or Class II substance as defined in the *ARCI's Uniform Guidelines of Foreign Substances*, Revised Edition, February 14, 1995.

B) Any stimulant, depressant, tranquilizer, or sedative which could affect the performance of a horse (stimulants and depressants are defined as substances which stimulate or depress the cardiovascular, respiratory or central nervous system).

C) Any substance, regardless of how harmless or innocuous it might be, which might interfere with the detection or quantization of any substance defined in (A), (B), or (C).

2. Conditionally permitted therapeutic medication: Any drug, medication, or substance which could affect the performance of a horse that is used for the legitimate treatment of illness or injury and is specified as a forbidden substance as defined in paragraph (1)(A) above.

-However, these drugs or substances are forbidden and use thereof subjects the person to disciplinary action, unless all conditions of their administration are met.

Each of the following requirements is a condition to authorize administration of conditionally permitted therapeutic medications, which shall be verified in a written medication report, completed in its entirety, and filed with show management before exhibition of the horse (see C through J below):

A) Administration by a veterinarian who is a member in good standing of the AAEP (American Association of Equine Practitioners) and licensed to practice veterinary medicine in the state where the event is being held or from a written prescription (written instructions) by a licensed veterinarian, who is a member in good standing of the AAEP, which documents administration of medication is necessary for the treatment of illness or injury. The administration of a conditionally permitted therapeutic medication for the purpose of transport, grooming, training, etc. is not therapeutic under this authorization rule.

B) The horse must be withdrawn and kept out of competition for not less than 24 hours after the medication is administered.

C) Identification of the medication: the name, amount, strength, and mode of administration.

D) Date and time of administration.

E) Identification of the horse: name, age, sex, color, and entry number.

F) Diagnosis of illness/injury, reason for administration, and name of administering and/or prescribing AAEP veterinarian.

G) Signature of veterinarian or person administering the medication. If prescription (written instructions), a copy must be attached to the medication report.

H) The medication report must be filed with show management within one hour after administration of the medication or one hour after show management is available, if administration occurs at a time other than during competition hours.

I) The medication report must be signed by show management and time of receipt recorded on the report.

J) While this report must be filed only if the administered medication will be present in amounts detectable in blood and/or urine samples at the time of competition/sampling, exhibitors are hereby cautioned it is their responsibility to determine whether or not such medication has had time to clear the horse's system. **If there is any doubt, a medication declaration form should be filed.**

3. Restrictions concerning the use of conditionally permitted medications that may be administered within 24 hours of showing and should be administered in accordance with the recommendation following each to ensure compliance with maximum allowable plasma levels.

A) Only those eleven drugs or medications listed below may be administered within 24 hours of showing and should be administered in accordance with the recommendation following each to ensure compliance with maximum allowable plasma levels.

(1) **Phenylbutazone** - The maximum permitted plasma concentration of phenylbutazone is 15.0 micrograms per milliliter, and the maximum permitted trace level is 2.0 micrograms per milliliter. When phenylbutazone is administered, the same dose should be accurately calculated according to actual weight of the animal. Each 24 hours, not more than 2.0 milligrams per pound of body weight should be administered, preferably less. For a 1000 pound animal, the maximum daily dose is 2.0 grams, which equals two 1.0 gram tablets, or two 1.0 gram units of paste, or 10.0 cc of the injectable (200 milligrams per milliliter). Neither a total daily dose nor part of an injectable dose should be administered

during the 12 hours prior to competing. In the event the phenylbutazone is administered orally, half of the maximum daily dose (1.0 gram per 1000 lbs) can be administered each 12 hours during a five day treatment program. Phenylbutazone should not be used for more than five successive days. Whenever phenylbutazone is administered, flunixin meglumine should not have been administered during the seven preceding days.

(2) **Flunixin-** The maximum permitted plasma concentration of Flunixin is 1.0 microgram per milliliter, and the maximum permitted trace level is 0.2 micrograms per milliliter. When Flunixin in Meglumine (Banamine) is administered, the dose should be accurately calculated according to the actual weight of the animal. Each 24 hours, not more than 0.5 milligrams per pound of body weight should be administered. For a 1000 pound animal, the maximum daily dose is 500 milligrams, which equals two 250 milligram packets of granules, or one 500 milligram packet of granules, or 500 milligrams of the oral paste (available in 1500 milligram dose syringes), or 10.0 cc of the injectable (50 milligrams per milliliter). No part of a dose should be administered during the twelve hours prior to competing. Any medicated feed must be consumed and/or removed at least twelve hours prior to competing. The medication should not be used for more than five successive days.

(3) **Ketoprofen-** The maximum permitted plasma concentration of Ketoprofen is 40.0 nanograms per milliliter, and the maximum permitted trace level is 10.0 nanograms per milliliter. When Ketoprofen (Ketofen) is administered, the dose should be accurately calculated according to the actual weight of the animal. Each 24 hours, not more than 1.0 milligram per pound of body weight should be administered. For a 1000 pound animal, the maximum daily dose is 1.0 gram, which equals 10.0 cc of the injectable (100 milligrams per milliliter). No part of a dose should be administered during the twelve hours prior to competing. The medication should not be used for more than five successive days.

(4) **Meclofenamic Acid-** The maximum permitted plasma concentration of Meclofenamic Acid (Arquel) is 2.5 micrograms per milliliter, and the maximum permitted trace level is 0.1 micrograms per milliliter. When Meclofenamic Acid is administered, the dose should be accurately calculated according to the actual weight of the animal. Each 12 hours, not more than 0.5 milligram per pound of body weight should be administered, preferably less. For a 1000 pound animal, the maximum 12 hour dose is 0.5 gram, which equals one 500 milligram packet of granules. The medication should not be used for more than five successive days.

(5) **Naproxen-** The maximum permitted plasma concentration of Naproxen is 40.0 micrograms per milliliter, and the maximum permitted trace level is 2.0 micrograms per milliliter. When Naproxen is administered, the dose should be accurately calculated according to the actual weight of the animal. Each 24 hours, not more than 4.0 milligrams per pound of body weight should be administered. For a 1000 pound animal, the maximum daily dose is 4.0 grams, which equals eight 400 milligram tablets. No part of a dose should be administered during the twelve hours prior to competing. Any medicated feed should be consumed and/or removed at least twelve hours prior to competing. The medication should not be used for more than five successive days.

(6) **Eltenac-** (Pending FDA APPROVAL - SEE BELOW) The maximum permitted plasma concentration of Eltenac is 0.1 micrograms per milliliter. When Eltenac is administered, the dose should be accurately calculated according to the actual weight of the animal. Each 24 hours, not more than 0.25 milligrams per pound of body weight should be administered, preferably less. For a 1000 pound animal, the maximum daily dose is 250 milligrams, which equals 5.0 cc of the injectable (50 milligrams per milliliter). No part of dose should be administered during the 12 hours prior to competing. Eltenac should not be administered for more than five successive days.

ELTENAC HAS BEEN APPROVED FOR USE PENDING FDA APPROVAL. THIS MEDICATION MAY NOT BE USED.

(7) **Acetazolamide-** may only be administered to horses documented through DNA testing to be positive (N/H or H/H) for HYPP (Hyperkalemic Periodic Paralysis). When acetazolamide is administered, the dose should be accurately calculated according to the actual weight of the animal. Each 24 hours, not more than 3 milligrams per pound of body weight should be administered. For a 1000 pound animal, the maximum daily dose is 3 grams.

(8) **Furosemide or Lasix-** when used, must be administered intravenously at least 4 hours prior to competition.

(9) **Isoxsuprine-** when administered, the dose should be accurately calculated according to the actual weight of the animal. Each 24 hours, not more than 1.6 milligrams per pound of body weight should be administered (usually divided in two equal doses given 12 hours apart). For a 1000 pound animal, the maximum daily dose is 1600 milligrams, which equals eighty 20 milligram tablets. Not part of a dose should be administered during the four hours prior to competing. Any medicated feed should be consumed and/or removed at least four hours prior to competing.

(10) **Lidocaine / Mepivacaine-** (when administered within 24 hours of showing) may only be used under actual observation of event management (or designated representative) and/ or the official show veterinarian, either of which must sign the medication report form, to aid in the surgical repair of minor skin lacerations which, by their very nature, would not prevent the horse from competing following surgery. Medication report form must be filed with show management as required in section 2 above.

(11) **Dexamethasone -** The maximum permitted plasma concentration is 3.0 nanograms per milliliter at the time of competition. In order to help trainers, owners, and their veterinarians achieve compliance with this rule in connection with the therapeutic use of dexamethasone, it should be administered in accordance with the guidelines below. These guidelines include several alternative scenarios for dose time, and route of administration. Whenever dexamthasone is administered, the dose should be accurately calculated according to the actual weight of the animal.

*Alternative Number 1. (2.0 mg or less per 100 pounds IV or IM at 12 or more hours before competition). Each 24 hours not more than 2.0 milligrams of dexamethasone injectable solution per 100 pounds of body weight should be administered intravenously or intramuscularly, preferably less. For a 1,000 pound animal, the maximum daily intravenous or intramuscular

dose of dexamethasone injectable solution is 20.0 milligrams, which equals 5.0 milliliters of the injectable solution (4.0 milligrams per milliliter). No part of this dose should be administered during the 12 hours prior to competing. Dexamethasone should not be administered for more than five successive days.

*Alternative Number 2. (0.5 mg or less per 100 pounds IV at 6 or more hours before competition). Each 24 hours, not more than 0.5 milligrams of dexamethasone injectable solution per 100 pounds of body weight should be administered intravenously, preferably less. For a 1,000 pound animal, the maximum daily intravenous dose of dexamethasone injectable solution is 5.0 milligrams, which equals 1.25 milliliters of the injectable solution (4.0 milligrams per milliliter). No part of this dose should be administered during the six hours prior to competing. Dexamethasone should not be administered for more than five successive days.

*Alternative 3. (1.0 mg or less per 100 pounds orally at 6 or more hours before competition). Each 24 hours, not more than 1.0 milligrams of dexamethasone powder per 100 pounds of body weight should be administered orally, preferably less. For a 1,000 pound animal, the maximum daily oral dose of dexamethasone powder is 10.0 milligrams, which equals one packet of dexamethasone powder (10.0 milligrams per packet). No part of this dose should be administered during the 6 hours prior to competing. Any medicated feed should be either consumed or removed at least six hours prior to competing. Dexamethasone should not be administered for more than five successive days.

(B) Administration of these drugs does not require that the horse be withdrawn and kept out of competition for a period not less than 24 hours after the medication is administered, nor is there a requirement that a medication report be filed with show management, except when Lidocaine/Mepivacaine is used (see (10) above).

(C) If more than one nonsteroidal anti-inflammatory drug substance (NSAID) is present in the same plasma or urine sample, no more than one is to be present in a concentration which exceeds trace levels.

(D) If two of the nonsteroidal anti-inflammatory drugs listed above are administered at any time during the seven days prior to competing, one of them should not be administered during the 48 hours prior to competing, in order to avoid exceeding the maximum permitted trace level when two are present in the plasma.

(E) If any third nonsteroidal anti-inflammatory drug is administered, it should not be administered during the seven days prior to competing. (Exception: Dipyrone, a "masking substance," is not to be administered during the 24 hours prior to competing.)

(F) In the event a nonsteroidal anti-inflammatory drug is administered in a manner that might cause the plasma concentration to exceed the quantitative restrictions of the rule (in the case of those permitted to be used) or might cause the drug to be detected at any level in plasma or urine (in the case of those not permitted to be used), the trainer and owner should withdraw the horse from the competition, and the animal should be withheld from competition until the plasma concentration of any permitted drug returns to acceptable levels and/or until any nonsteroidal anti-inflammatory drug not permitted by the rules is no longer present in the blood or urine. In the event Dipyrone is administered to a horse, the trainer and owner must comply with all of the requirements of section 2 of this addendum.

(4) Each of the 11 medications allowed in section (3) above must be administered in accordance with the recommendations as given for each. Should the testing laboratory report the presence of one of these drugs in an amount greater than what would be consistent with the recommendations or at a level higher than the maximum permitted plasma concentration for those listed in section 3(A)(1-3), the matter will be reviewed and disciplinary action may be taken.

(5) Burden of persuasion to establish correct dosage and time limitation rests with the responsible person.

(A) Additionally, as to drugs or substances described in subparagraphs (1)(B) and (C) above, in order to avoid disqualification by detection of a presence in the horse's system, the medication must be administered, or prescribed (letter of instructions) by a veterinarian, for the legitimate treatment of illness or injury, and administered, at least 24 hours before exhibition. Should the testing laboratory report the presence of these drugs in an amount greater than what would be consistent with the specified dosage and/or time constraint or dosage for legitimate treatment of illness or injury, the laboratory test result will be reviewed and disciplinary action may be taken.

(B) Laboratory detection of an excessive dosage of an otherwise conditionally permitted therapeutic drug or drugs specified in subparagraphs (1)(B) and (c) above shall constitute presumption of a violation of this rule, and the responsible party has the burden of persuasion to establish that the dosage was administered within rule specifications.

(C) To avoid this rule violation presumption and the stringent responsibilities of this rule, the responsible party may decide to simply withdraw the horse from competition for at least 24 hours following the last administration of any conditionally permitted therapeutic medication.

E. Championship and High Point Awards-State 4-H Horse Show

1. A Cloverleaf champion will be selected from the Saddle Seat, Hunt Seat and Stock Seat Division. Points accumulated in the three best classes within a division on one horse will determine the Cloverleaf Champion for that division. Quiz scores will not be included in the accumulated points. In the event of a tie for first, test scores will break the tie. Points accumulated in performance classes will be used as the second tie breaker, if needed.
2. Junior and Senior 4-H members participating in the State 4-H Horse Show will be awarded points based on their placing in each class. Points accumulated in their three best classes within a Championship Division on one horse will be added to the score made on the written quiz to determine the champions. In the event of a tie, points earned in a fourth class will break the tie. After that, the quiz score breaks the tie.

3. 4-H members named "State Senior or Junior Division Champion or Reserve Horseman" are eligible for competition in future State 4-H Horse Shows. The Senior Champion will be named "Senior Champion Horseman" and will receive a Championship Scholarship of \$500. The Reserve Champion will be named "Senior Reserve Champion Horseman" and will receive a Reserve Championship Scholarship of \$300. **Scholarship recipients must maintain a college GPA of at least 2.0 in order to request scholarship payment.**

Points will be awarded in CLASSES based on placings as follows:

Number Showing	Placings									
	1	2	3	4	5	6	7	8	9	10
1	3									
2	5	3								
3	7	5	3							
4	9	7	5	3						
5	11	9	7	5	3					
6	13	11	9	7	5	3				
7	15	13	11	9	7	5	3			
8	17	15	13	11	9	7	5	3		
9	19	17	15	13	11	9	7	5	3	
10	21	19	17	15	13	11	9	7	5	3
11	23	21	19	17	15	13	11	9	7	5
12 or more	25	23	21	19	17	15	13	11	9	7

Points Won

*****Exhibitors who are invited to come back for final round, in classes with heats, will receive two points if they are not in the top ten placings for that specific class.**

Four divisions are offered: Stock Seat, Saddle Seat, Hunt Seat, and Contest. A \$500 college scholarship is awarded to each of the four Senior Champions. A \$300 college scholarship is awarded to each of the four Reserve Senior Champions. **Scholarship recipients must maintain a college GPA of at least 2.0 in order to request scholarship payment.** "Senior Champion Horseman" will also achieve master 4-H status. Senior 4-H champions and reserve champions become eligible for their scholarships upon completion of one quarter of college with a 2.0 average. Special awards are presented to each of the four Junior Champions and three Cloverleaf Champions.

Participation ribbons are provided for those that were not called back or did not place. It is the responsibility of the exhibitor to pick ribbons up after the conclusion of the class at ringside or in the awards office.

Finalist ribbons will be provided for those that were called back in their class, but did not place. It is the responsibility of the exhibitor to pick ribbons up after the conclusion of the class at ringside or in the awards office.

The "Top 10" individuals in the Cloverleaf, Junior and Senior divisions will be recognized at the award program at an announced time and location that will be made available at the conclusion of the last class of that specific discipline. The "Top 10" individuals will receive a medallion and rosette.

Forty-two 4-Hers will be eligible to represent Georgia at the Southern Regional Horse Championships. In Stock Seat, Hunt Seat, and Contest Divisions the top 5 Juniors and the top 5 Seniors will be invited. In Saddle Seat the top 4 Seniors and top 4 Juniors will be invited. In addition, the top Junior and top Senior in Dressage will be invited. Two at large participants will be selected based on participation within Divisions and special circumstances.

*First priority for selection of Southern Regional 4-H Horse Championships will be to invite 42 different qualifying 4H'ers. The second priority is to allow 4-H'ers who qualify on two different horses to take both horses.



2009 State 4-H Horse Show Additional Contest Rules



**** 4-H'ers do NOT have to own a horse or be entered in the State 4-H Horse Show to compete in these contests!! ****

Attached are the official rules and applications for the following:

- Individual Demonstration Contest *
- Team Demonstration Contest *
- Public Speaking Contest *
- Horse Drawing Contest
- Horse Painting Contest
- Horse Essay Contest
- Horse Photo Contest

These will be held in conjunction with the State 4-H Horse Show. All entries must be submitted online by the county agent no later than May 26th. **All applications and entries (drawings, paintings, essays and photos must be received to Heather Shultz's office (321 Hoke Smith Annex, Athens, GA 30602) no later than May 27th, 2009.**

This competition is open to cloverleaf, juniors and seniors this year. Seniors are 9th - 12th grade, Juniors are 5th - 8th and Cloverleaf's are youth in at least the 1st grade but less than 9 years old as of January 1st of the current year. This is the grade you were in on January 1, 2009, **NOT** the grade you are going into.

The Horse Drawing, Painting and Photo Contest will be judged prior to the State Show with the top five placings in each division being displayed. All other entries received will be available for pick up at the show. Results and awards will be distributed after the conclusion of the Demonstration Contest.

* Senior winners only will be eligible to travel to the Southern Regional Horse Show to compete there. Please realize that these contests are an additional opportunity for competition, but do not qualify for master status.

2009 STATE 4-H HORSE SHOW
PUBLIC SPEAKING and DEMONSTRATION CONTEST

** Contest held in conjunction with State 4-H Horse Show.

Contest date: *In 2009, there will be three days during the State 4-H Horse Show during which participants may compete in either the Public Speaking or Demonstration contests. Three options will be given, and participants will be allowed to sign up (on a space available basis) for either of these three options. The same judge will be available for each of the three days, and the winner will be announced by the end of the horse show.*

There will be a \$5 entry fee charged to Public Speaking and Demonstration participants in 2009, and savings bonds will be issued to the winner of each contest.

Eligibility: All participants in the contest must be active 4-H members, certified by their County Extension Agent's signature on the application. The member does not have to own a horse, but must be involved in the 4-H Horse Program. **Participants may be cloverleaf, junior or senior 4-H members and must not have passed their 19th birthdays as of January 1 of the current year.** The senior winners at our state competition will have the opportunity to represent Georgia at the Southern Regional Competition this summer.

METHOD DEMONSTRATION CONTEST (TEAM)

1. May be a demonstration or illustrated talk.
2. A team will consist of two members. Team work should be demonstrated.
3. Subject must pertain to the horse industry.
4. Ten to fifteen minutes will be allowed for each demonstration, with a penalty of 1 point per judge subtracted for each minute or fraction of a minute over or under the time limits.
5. Consideration and points on the scorecard will be:

a. Introduction.....	10 points
b. Organization.....	25 points
c. Content and Accuracy	25 points
d. Stage Presence	10 points
e. Delivery	15 points
f. Effect of Audience	5 points
g. Summary.....	<u>10 points</u>
	100 points
6. Contestants may use notes. Excessive use of notes may be counted against the contestant. This will be at the discretion of the judge or judges.
7. No live animals may be used.
8. Judges may ask questions after demonstrations. Question time will not be counted in allotted time.
9. Contestants should cite their major references after the conclusion of their demonstration. This will not be counted in the allotted time.

METHOD DEMONSTRATION CONTEST (INDIVIDUAL) -- Same rules and scorecard as for Team Contest.

Exceptions:

1. This is an individual contest.
2. Demonstrations should be 9-12 minutes in length. One point per judge will be deducted from the score for every minute or fraction of a minute under or over the time limits.

**Participants must choose to either participate in Method Demonstration (Individual) or Public Speaking (Individual); they cannot participate in both.

2009 STATE 4-H HORSE SHOW PUBLIC SPEAKING and DEMONSTRATION CONTEST

PUBLIC SPEAKING CONTEST

1. Subject must pertain to the horse industry.
2. Seven to ten minutes will be allowed each speaker, with 1 point per judge subtracted for each minute or fraction of a minute over or under the time limit.
3. Contestants may use notes. Excessive use of notes may be counted against the contestant. This will be at the discretion of the judge or judges.
4. Consideration and points on the scorecard will be:

a. Introduction	10 points
b. Organization	15 points
c. Content and accuracy	20 points
d. Stage presence	15 points
e. Delivery	20 points
f. General	10 points
g. Conclusion	10 points
	100 points
5. Judge or judges may ask questions of the contestants concerning their material.
6. Contestants should cite their major references after the conclusion of their speech. This will not be counted in the allotted time.

**Participants must choose to either participate in Method Demonstration (Individual) or Public Speaking (Individual) they cannot participate in both.

In 2009, there will be three days during the State 4-H Horse Show during which participants may compete in either the Public Speaking or Demonstration contests. Three options will be given, and participants will be allowed to sign up (on a space available basis) for either of these three options. The same judge will be available for each of the three days, and the winner will be announced by the end of the horse show.

There will be a \$5 entry fee charged to Public Speaking and Demonstration participants in 2009, and savings bonds will be issued to the winner of each contest.

**2009 STATE 4-H HORSE SHOW
APPLICATION FOR
DEMONSTRATION CONTEST and PUBLIC SPEAKING CONTEST**



Online Deadline for entries: MAY 26, 2009

** Contest is held in conjunction with State 4-H Horse Show.

Contest date: *In 2009, there will be three days during the State 4-H Horse Show during which participants may compete in either the Public Speaking or Demonstration contests. Three options will be given, and participants will be allowed to sign up (on a space available basis) for either of these three options. The same judge will be available for each of the three days, and the winner will be announced by the end of the horse show.*

There will be a \$5 entry fee charged to Public Speaking and Demonstration participants in 2009, and savings bonds will be issued to the winner of each contest.

CIRCLE ONE:	Cloverleaf At least 1 st grade	Junior Division (5th-8th Grades)	Senior Division (9th-12th Grades)
CIRCLE ONE:	Individual Demonstration	* Team Demonstration	Public Speaking

**** Please submit a separate form for each contest you plan to enter. ****

* For Team Demonstration, complete one application for each team member and attach together.

NAME _____ County _____

ADDRESS _____

CITY _____ ZIP _____ Age _____

PHONE _____ Grade in School, January 2009 _____

Please give a brief summary of your demonstration or speech _____

Explain your involvement in the Horse Project _____

4-H Member

Parent

County Ext. Agent

***ALL 3 SIGNATURES ARE REQUIRED**

*Entries must be submitted online by the county agent no later than May 26, 2009.

2009 4-H HORSE DRAWING CONTEST

Objectives:

- A. To encourage the 4-H member to broaden his or her horizons and utilize creative talent within the Horse Project.
- B. To increase awareness of the Horse Project through drawing exhibitions.

Regulations:

- 1. Only one entry per exhibitor permitted. All exhibits are to be original works of the exhibitor and relate to the Horse and Pony Project.
- 2. Size: minimum 9" x 12" and maximum 18" x 24". This indicates the finished matted size.
- 3. Media used: pencil, chalk, charcoal, pen and ink, or pastels.
- 4. Presentation: all work must be matted with suitable matting board, with a maximum 3" border. Recommended matting boards: Crescent, Alphamat, and Bainbridge brand name matting board. No glass allowed. No captions permitted.
- 5. All items must include on the back: name, address, county, age as of January 1 of the current 4-H year and age division, mailing address and phone number. *(No signatures or identification will be allowed on the front of the art work.)*
- 6. It is strongly recommended that all entries have a secure hanging device attached to the back for display purposes.
- 7. Entries failing to conform to contest rules will be disqualified.
- 8. Entries must be submitted online by May 26th and drawing must be received by Heather Shultz no later than May 27th, 2009.

Evaluation Criteria:

Originality, use of Imagination, and Creativity.....	20 points
Composition, Balance, Harmony, and Overall Design.....	20 points
Craftsmanship, Completed Appearance, and Neatness.....	20 points
Use of Materials, Skill Level and Appropriate Selection	20 points
Presentation, Matte/Frame-General Appearance	20 points

2009 4-H HORSE PAINTING CONTEST

Objectives:

- A. To encourage the 4-H member to apply artistic talent within the Horse and Pony Project
- B. To increase knowledge and skill in equine-related painting.
- C. To learn the value of developing visual exhibits in areas of specific interest.

Regulations:

- 1. Only one entry per exhibitor permitted. All exhibits are to be original works of the exhibitor and relate to the Horse and Pony Project.
- 2. Size: minimum 9" x 12" and maximum 18" x 24". This indicates the finished matted size.
- 3. Media used: watercolor, acrylic, oil, or tempera paints (juniors only).
- 4. Presentation: all work must be matted with suitable matting board, with a maximum 3" border. All oil and acrylic must have a suitable frame for hanging the work. Recommended matting boards: Crescent, Alphamat, and Bainbridge brand name matting board. No glass allowed. No captions permitted.
- 5. All items must include on the back: name, address, county, age as of January 1 of the current 4-H year and age division, mailing address and phone number. *(No names can appear on the front of the art work.)*
- 6. It is strongly recommended that all entries have a secure hanging device attached to the back for display purposes.
- 7. Entries failing to conform to contest rules will be disqualified.
- 8. Entries must be submitted online no later than May 26th, and paintings must be received to Heather Shultz by May 27th, 2009.

Evaluation Criteria:

Originality, Use of Imagination, and Creativity	20 points
Composition, Balance, Harmony, and Overall Design	20 points
Craftsmanship, Completed Appearance, Neatness	20 points
Use of Materials, Skill Level and Appropriate Selection	20 points
Presentation, Matte/Frame-General Appearance	20 points

2009 4-H HORSE ESSAY CONTEST

Objectives:

- A. Encourage youths to gain better contact and use of the English language.
- B. Stimulate youths to expand their horse knowledge and learn how to use and interpret resources available on different subjects.
- C. Recognize youths who have studied hard and can express their ideas through writing.

Regulations:

- 1. Only one essay per youth permitted. Essays must be related to horses or the horse industry.
- 2. Essays will be limited to 1000 words maximum and a minimum of 200 words for Junior essays and 500 words for Senior essays.
- 3. Essays may be typed (double spaced) or written legibly in ink. Essays must be submitted in triplicate.
- 4. Essays will be judged on the following basis:

Content	50 points
Creativity and Expression	15 points
Originality	10 points
Grammar	15 points
Neatness	10 points
- 5. Essays not conforming to topic guidelines will be disqualified.
- 6. Essays must include a separate title page with the following information: title of essay, 4-H'ers name and address, county, district, and division. The title page will be removed before the essays are judged so no names, counties, etc., will appear on the essays. The title of the essay must also appear on the actual body of the paper without the contestant's name, address, county and district.
- 7. Entries must be submitted online no later than May 26th, and essays must be received by Heather Shultz no later than May 27th, 2009.

2009 4-H HORSE PHOTO CONTEST

CONTEST INFORMATION:

The 2009 4-H Horse Photo Contest is open to all 4-H'ers.

This is a great way to share your photographs. While not essential, we hope photo exhibit entries will express creativity in communicating 4-H to exhibit viewers. You do not need a fancy camera. Some of the best pictures of years past were taken with an instamatic.

With the increasing popularity of DIGITAL CAMERAS, the 4-H Horse Photo Contest will accept digital photos. The digital photos must ***not*** be edited, altered or computer enhanced.

PHOTO CONTEST RULES:

- A. Entry must be a single photograph or digital photo. No photo stories will be accepted. Photos may be in color or black and white.
- B. A 4-H'er may submit only one entry.
- C. All photos must be submitted mounted on 8" x 10" cardboard/cardstock, complete with entry form. Photos must have a caption or title. Photos may be any size (3"x5", 4"x6", etc.) All items must include on the back: name, address, county, age as of January 1 of the current 4-H year and age division, mailing address and phone number. *(No names can appear on the front of the art work.) Incomplete entries will not be judged.*
- D. Entries must be submitted online no later than May 26th, and photos must be received by Heather Shultz no later than May 27th, 2009.

SHOWMANSHIP

GENERAL

Fitting and showmanship classes are judged on the fitting and grooming of the horse and on the ability of the showman to present the horse properly and to best advantage. Type, conformation, and quality of the horse have no bearing on the judging of these classes. Manners and response to the showman, however, do indicate the degree of training received by the animal and should be credited to the showman. These classes are offered in three divisions - Stock Seat, Hunt Seat, and Saddle Seat - for members showing horses. Ponies and horses compete in the same classes. The judge should respect breed differences in grooming, presentation and appointments within the showmanship class.

SHOWMANSHIP CLASSES (All Divisions)

A. Club member and his/her equipment:

1. Personal appearance of club member: neat, clean, well-groomed, attentive, courteous, and in appropriate attire.
2. Equipment:
 - a) Hunter: Clean, adjusted and acceptable hunter bridle (no halters). No crops or bats are permitted.
 - b) Saddle Seat: Clean, adjusted halter or bridle (full, pelham, curb or snaffle).
 - c) Western: Clean, adjusted halter to fit the horse. Fancy halter shall not be given preference over good-working halters.

B. Horse (fitting and grooming):

1. The horse should be clean, well-groomed and fitted for his type.
2. The horse's feet should be cleaned and either trimmed or properly shod.

C. Method of Showing (Showmanship):

1. Walk, trot, turn, stop, back, and pose your horse as directed by the judge or ring steward.
2. Lead from the left side of your horse with your right hand on the lead strap or bridle reins. When showing your horse at a walk, walk by his side -- never directly in front of him. His head should be about even with your shoulder. When moving, keep your horse's neck, head and body in a straight line and maintain precise control. Move him directly toward or away from the judge, unless the judge indicates that he wishes to see him from the side.
3. Show the horse with a shank short enough to assure maximum control and responsiveness from the horse. The basic position of the exhibitor should allow constant observation of the horse's feet and also permit observation of the judge and ring officials.
4. Never obstruct the view of the judge and do not stand directly in front of the horse.
5. Run by the left side of your horse when you are showing him at the trot. He should move willingly toward or away from the judge with his head, neck, and body in a straight line. He should trot freely, fast, and be alert with head up but not too high.
6. When a particular show ring procedure being used by a judge requires horse to be reversed, they should be turned to the right. Turn in as small a space as possible and attempt to keep the horse's hind feet planted in one place while turning. All turns should be made natural. Any turn requiring more than 90 degrees should be made to the right.
7. Keep your horse posed at all times and know where the judge is and what he wants. A good showman always gives the judge the best view of his horse. You cannot change your horse's type and conformation, but you can improve his style and appearance. Make it easy for the judge to see your horse to his best advantage.

8. Keep your proper position in line and allow reasonable space (at least six feet) between your horse and the other horses. Never let your horse interfere with another horse.
9. Be alert when leading in a circle--observe the horse in front of you; bumping this horse from the rear is a serious fault in showmanship and very unsafe.
10. If asked to change positions in the line, back your horse out of the line and approach the new position from behind. Do not get too close.
11. Move easily, quietly and with confidence when showing your horse. Be courteous; respond promptly to directions and show good horsemanship at all times.
12. Do your showing with the lead shank or bridle rein.
13. Faults in showing at halter:
 - a) Allowing the horse to remain out of position.
 - b) Standing directly in front of your horse.
 - c) Kicking horse's feet to move them.
 - d) Failure of the horse to lead properly.
 - e) Failing to stop before turning when showing at the walk or trot.
 - f) Failure to back.
 - g) Loud voice commands to your horse or other unnecessary actions.
 - h) Picking up the horse's feet for positioning purposes.

D. Listed below is the point system on which the class will be judged based on a 20 point scale.

Overall Appearance of the exhibitor horse = 10 points

- a) Condition and thriftiness
- b) Grooming
- c) Trimming and clipping
- d) Tack
- e) Clothes and person
- f) Suitable attire

Performance Showing horse in ring = 10 points

- a) Leading
- b) Posing or setting up
- c) Poise, alertness, and merits
- d) Accuracy of pattern
- e) Precision
- f) Smoothness
- g) Reasonable amount of speed

TRAIL HORSE CLASS

1. Open to all horses and ponies. Standard tack and attire for the appropriate division. Hands on reins may be changed. No tie-downs or martingales. The class will have no rail work. Horses may be asked to walk, trot (jog, pleasure gait) and canter (lope or fast rack) between the obstacles. Each entry will work individually through an obstacle course designed to test the manners and performance of a good trail riding mount. Each entry will be given a numerical score based on his performance at each obstacle and overall manners and gaits.
2. Exhibitors may ride only one horse in a trail class.
3. Points accumulated will count in the Stock Seat Division.
4. The course shall consist of at least six obstacles chosen and arranged from the following list:
 - a. Walk over at least four logs
 - b. Back through an "L" shaped obstacle
 - c. Carry an object from one part of the arena to another
 - d. Walk through a water obstacle
 - e. Cross a simulated wooden bridge
 - f. Ride across or lead horse across a pole obstacle at least 12" but not over 24" in height
 - g. Put on and remove slicker
 - h. Drag an object from one part of the arena to another
 - i. Open and close a simple gate
 - j. Ride between bales of hay or other obstacles making a narrow passage
 - k. Sidepass over poles or similar objects
5. Other obstacles or variations to the above may be used but must be described in the course diagram and meet the approval of the judge. Safety should be stressed in construction, selection and arrangement of obstacles.
6. A course diagram shall be posted at least one hour before the class is held. This diagram will indicate what gait (i.e. walk, trot, canter) the horse will take between each obstacle.
7. The judge shall break ties by requiring tied entries to repeat any part of the course.
8. Tack and appointments used must meet the same requirements as apply to the same entry in its appropriate equitation division. Appointments of the horse and rider, as well as conformation, however, will have no bearing on the placing of this class.
9. Each entry will be permitted a maximum of three (3) disobediences or attempts at each obstacle. After the third attempt or approach, the judge or ring steward will instruct the contestant to pass on to the next obstacle.

STOCK SEAT DIVISION



APPOINTMENTS

1. **PERSONAL:** Clothing must be clean and neat. Riders shall wear western hats and boots. Shirts with a collar and sleeves are required. Spurs, chaps, or similar equipment are optional. Ball caps are not acceptable.

It is recommended that all students in all divisions of Georgia 4-H horse shows wear equine approved protective headgear meeting accepted safety standards (ASTM/SEI). The student and parent/guardian are responsible for assuring that their headgear complies with safety standards. It is not the responsibility of the officials to check headgear. Protective headgear is appropriate for any class or division and will not be viewed as inappropriate attire or cause penalization in competition.

2. **TACK:** Horse shall be shown with a stock saddle, but silver tack equipment will not count over a good-working outfit. A snaffle, curb, half-breed or spade bit is permissible; but a martingale, tie-down or nose band is prohibited. No wire curbs, regardless of how taped, nor chin strap narrower than one-half inch will be permitted. Chain curbs are permissible but must be of the standard flat variety with no twist, and must meet the approval of the judge. A hackamore or snaffle bit may only be used on junior horses (5 years or younger). "Hackamore" means that a horse will be ridden ONLY with a rawhide braided or leather braided or rope bosal. Absolutely no iron will be permitted under the jaws, regardless of how padded or taped. Mechanical hackamores are prohibited.
3. More information and patterns are available by visiting: www.aqha.com.

WESTERN PLEASURE

1. Horses are shown at a walk, jog and lope on a reasonably loose rein without undue restraint. Horses must work both ways of the ring at all three gaits to demonstrate their ability with different leads. Horses may be required to reverse at the walk or jog and may be required to go from any gait to any other gait at the discretion of the judge. For safety of the contestants, a reverse at the lope shall not be called. An extended lope will not be called.
2. The judge shall have the right to ask for additional work from any horse. Additional work shall be related to the utility of the horse.
3. The judge may ask that only finalists be backed.
4. Horses are to be reversed to the center of the arena.
5. Any portion of a class or heat may be placed on the rail for extra work by the judge at any time.
6. Entries shall be penalized for being on wrong leads, but not necessarily disqualified. Excessive speed and breaking gait are to be penalized.

7. This class will be judged on the performance of the horse at the discretion of the judge.
8. Reins shall be held in one hand and cannot be changed during the performance. The free hand shall not be used to support the rider by being placed on any part of the saddle.
9. Contestants must use split reins or romal -- roping reins are not permitted. Only one finger between the reins is permissible when using split reins.

WESTERN HORSEMANSHIP

Section A: General.

1. Riders will be judged on basic position in saddle; position and use of hands, legs and feet; ability to control and show horse; and suitability of horse to rider.
2. Scores on individual work will be based on rider's skills and execution of the pattern.

Section B: Seat, Position of Hands, Legs and Feet.

1. BASIC POSITION: Rider should sit in a comfortable, balanced, relaxed and flexible manner.
2. ARMS AND HANDS: Arms and hands should be held in an easy, relaxed manner. Upper arms are held in a straight line with the body, the one holding the reins bent at the elbows. Only one hand is to be used for reining, and hands shall not be changed on reins unless a snaffle bit or hackamore is used. Hand is to be around reins, with one finger permitted between split reins. Reins are to be carried immediately above, to slightly in front of, saddle horn. Reins should be gathered so that light contact in the horse's mouth is maintained. Free hand should be bent at the elbow and held close to, but not touching, the body, or rest in a relaxed manner on the thigh.

Section C: Position in Motion

1. Rider shall sit to the jog and not post. At lope, he should be close to saddle.

Section D: Class Routine

1. The officials will ask each rider to work individually. These individual workouts will be of any of the maneuvers that the officials feel are necessary to determine the horsemanship ability of the rider.

Some of the following maneuvers may be required in addition to others requested by the judge:

- a) Straight walk, jog and lope, and/or circles in both directions.
 - b) Stop.
 - c) Back straight, in an "L" or circle.
 - d) 360 degree turn or spin.
 - e) Pivot, both ways.
 - f) Turns of varying degrees: 90, 180 or 270.
 - g) Rollbacks.
 - h) Lope circles of varying size and speed.
 - i) Pickup leads from standstill, walk or jog.
 - j) Simple or flying lead changes in a circle.
 - k) Simple or flying lead changes on a straight away.
 - l) Side pass.
 - m) Senior exhibitors only may be requested to dismount and remount.
2. It is recommended that the pattern be posted at least one hour prior to the commencing of the class. The pattern must be one that can be completed in 30 seconds.

3. Judging of the individual workout begins at the indication of the judge and stops at the end of the pattern or the end of the 30 second time period, which will be indicated by a signal from the ring steward or the timer. Exhibitors shall leave the arena at that signal, regardless of whether or not they have completed the work prescribed by the judge.
4. Failure to complete the pattern will not be a disqualification but shall be scored accordingly.
5. These individual work scores will be used to determine the top riders who may be asked to work individually or on the rail. Those selected riders (or all riders if the class is small) will be required to work on the rail to determine final placing.
6. Rail work will include walk, jog, and lope in at least one direction of the ring.

REINING

- A. Each contestant will perform the required pattern individually and separately. All horses will be judged immediately upon entering the arena and judging will cease after the last maneuver. Any fault incurred prior to the commencement of a pattern will be scored accordingly.
- B. To rein a horse is not only to guide him, but also to control his every movement. The best reined horse should be willfully guided or controlled with little or no apparent resistance and dictated to completely. Any movement on his own must be considered a lack of control. All deviations from the exact written pattern must be considered a lack of or temporary loss of control, and therefore faulted according to severity of deviation. Credit will be given for smoothness, finesse, attitude, quickness and authority in performing the various maneuvers while using controlled speed.
- C. Scoring will be on the basis of 0-Infinity, with 70 denoting an average performance. The judge has the discretion to excuse any participant that has not completed the reining pattern in an appropriate time.
- D. The following will result in no score:
1. Abuse of an animal in the show arena and/or evidence that an act of abuse has occurred prior to or during the exhibition of a horse in competition;
 2. Use of illegal equipment, including wire on bits, bosals or curb chains;
 3. Use of illegal bits, bosals or curb chains;
 4. Use of tack collars, tie downs or nose bands;
 5. Use of whips or bats;
 6. Use of any attachment which alters the movement of or circulation to the tail;
 7. Failure to provide horse and equipment to appropriate judge for inspection;
 8. Disrespect or misconduct by the exhibitor.
 9. Closed reins are not allowed except as standard *romal* reins.
- E. A rider may untangle excess rein, where excess rein may prevent the rider from continuing the pattern where said excess can be straightened without affecting the performance of the horse, during hesitations, or when settling a horse; rider's free hand may be used to hold romal in the normal fashion.
- F. The following will result in a score of 0:
1. Use of more than index or first finger between reins;
 2. Use of two hands (exception in Snaffle Bit or Hackamore classes designated for two hands) or changing hands;
 3. Use of romal other than as outlined;
 4. Failure to complete pattern as written;
 5. Performing the maneuvers other than in specific order;
 6. The inclusion of maneuvers not specified, including, but not limited to:
 - a. Backing more than 2 strides
 - b. Turning more than 90 degrees.
 7. Equipment failure that delays completion of pattern; including dropping a rein that contacts the ground while horse is in motion
 8. Balking or refusal of command where pattern is delayed;
 9. Running away or failing to guide where it becomes impossible to discern whether the entry is on pattern;
 10. Jogging in excess of one-half circle or one-half the length of the arena;
 11. Overspins of more than 1/4 turn;
 12. Fall to the ground by horse or rider.
- Neither a No Score or a 0 are eligible to place in a go round or class, but a 0 may advance in a multi-go event while a no score may not.
- G. The following will result in a reduction of five points:
1. Spurring in front of cinch;
 2. Use of free hand to instill fear;
 3. Holding saddle or touching horse with free hand;
 4. Blatant disobediences including kicking, biting, bucking, and rearing.

- H. The following will result in a reduction of two points:
1. Break of gait.
 2. Freeze up in spins or rollbacks;
 3. On walk in patterns, failure to stop or walk before executing a canter departure.
 4. On run in patterns, failure to be in a lope prior to the first marker.
 5. If a horse does not completely pass the specified marker before initiating a stop position.
- I. Starting or performing circles or eights out of lead will be judged as follows: Each time a horse is off lead, judge is required to deduct one point. The penalty for being out of lead is accumulative and the judge will deduct one penalty point for each quarter of the circumference of a circle or any part thereof that a horse is out of lead. A judge is required to penalize a horse one-half point for a delayed change of lead by one stride.
- J. Deduct $\frac{1}{2}$ point for starting circle at a jog or exiting rollbacks at a jog up to two strides. Jogging beyond two strides, but less than $\frac{1}{2}$ or $\frac{1}{2}$ the length of the arena, deduct two points.
- K. Deduct $\frac{1}{2}$ point for over or under spinning up to $\frac{1}{8}$ of a turn; deduct one point for over or under spinning from $\frac{1}{8}$ or $\frac{1}{4}$ turn.
- L. A $\frac{1}{2}$ point penalty deduction will be given for failure to remain a minimum of 20 feet from the wall or fence when approaching a stop and/or rollback.
- M. In pattern reining a run-around, failure to be on the correct lead when rounding the end of the arena will be penalized as follows: for $\frac{1}{2}$ the turn or less, one (1) point; for more than $\frac{1}{2}$ turn, two (2) points.
- N. Faults against the horse to be scored accordingly, but not to cause disqualification:
1. Opening mouth excessively when wearing bit;
 2. Excessive jawing, opening mouth or head raising on stop;
 3. Lack of smooth, straight stop on haunches-bouncing or sideways stop;
 4. Refusing to change leads;
 5. Anticipating signals;
 6. Stumbling;
 7. Backing sideways;
 8. Knocking over markers.
- O. Faults against the rider to be scored accordingly, but not to cause disqualification:
1. Losing stirrup;
 2. Failure to run circles or figure eights within the markers is not considered a fault depending on arena conditions and size; however, failure to go beyond markers on rollbacks and stops is considered a fault.
- P. While horse is in motion, rider's hands shall be clear of horse and saddle.

WORKING COW HORSE-BOXING ONLY

- A. Both the cow work portion of this event and the reined work portion are mandatory. Scoring emphasis on the cow work portion shall be based on the horse maintaining control of the cow at all times, exhibiting superior cow sense and natural cow working ability without excessive reining or spurring. Failure of an exhibitor to attempt to complete the cow work portion of the class, as well as the reined work, will result in the exhibitor not being considered an entry in the class. A horse which attempts to complete the cow work and has not been disqualified will be scored accordingly to the judges. A horse going off pattern in the reined work will receive a score of zero. A horse which attempts both the reined work and the cow work portion may be placed, even if disqualified in one portion of the class. (Example: if a horse is disqualified and receives a 0 score for the reined work, but scores a 70 for the cow work, its total score would be a 70 and the horse would be eligible for placing.) However, the fall of a horse and rider being judged shall be cause for disqualification and not eligible to be placed.
- B. The approved pattern will be used and each contestant will cause his horse to travel at the gait indicated for each part of the pattern. When judging reined work, the judge should refer to the reining portion of the handbook for guidelines.
- C. In approved working cow horse classes, any of the approved AQHA working cow horse patterns may be used. One of those patterns is to be selected by the judge of the class and used by all contestants in the class.
- D. For an ideal cow work, each contestant, upon receiving a cow in the arena, shall hold the cow on the prescribed end of the arena for sufficient time to demonstrate the ability of the horse to contain the cow on that end.
- E. The judge should take into consideration the size of the arena, condition of ground and the disposition and degree of difficulty exhibited by the cattle worked.
- F. At the discretion of the judge, cow work may be done immediately following each individual's pattern work or immediately after completion of pattern work by all horses being exhibited.
- G. Horse should keep working until judge blows whistle. If exhibitor quits working before the judge blows the whistle a score of 0 will be given.
- H. The contestant's horse shall be penalized for general bad manners such as:

5 Point Penalties

- Deliberate spurring or use of the romal forward of the cinch
- Not getting one turn each way

3 Point Penalties

- Biting or striking the cow
- Knocking down the cow without having a working advantage
- Hanging up on the fence (refusing to turn)

2 Point Penalties

- Going past the corner of the arena before turning the cow when going down the fence

1 Point Penalties

- Loss of working advantage
- Using the corner or the end of the arena to turn the cow when going down the fence
- Horses that run past the cow shall be penalized 1 point for every horse's length past the cow; when the horse's buttocks pass the cow's head by one horse's length, he is one length past
- Each time the arena is crossed to use the opposite fence to achieve a turn
- Slipping a rein
- Failure to pass middle marker on first turn before turning cow

0 Score

- Turn tail
 - Fingers between the reins
 - Leaving the work area before the pattern or work is complete
 - (a) Any horse that is out of control while working the cow, thus endangering the rider (i.e. crossing the path of the cow) shall be called off the cow.
 - (b) Any horse that runs over the cow, thus causing the fall of horse and/or rider, shall terminate the work at that time.
 - During the cow work, use of two hands on the reins, except with junior horses ridden two-handed in a bosal or snaffle bit
 - The judge may blow his whistle at any time to terminate the work
 - A score of zero will be charged if the work is not complete at that point
- I. If time and number of cattle permit, the judge may, at his discretion, award new cattle, to enable the contestant to show his horse's ability on the cow, based on the following criteria:
- (1) The cow won't or can't run;
 - (2) The cow won't leave the end of the arena;
 - (3) The cow is blind or won't yield to the horse;
 - (4) The cow leaves the arena.
- J. Scoring will be on the basis of 0 to 100, with 70 denoting an average performance. The same basis of scoring shall apply to both the reined work and cow work. In the event of a tie, the entry with the highest cow work will be declared the winner.
- K. The following characteristics of the horse are considered faults:
- (1) Exaggerated opening of mouth;
 - (2) Hard or heavy mouth;
 - (3) Nervous throwing of head;
 - (4) Lugging on bridle;
 - (5) Halting or hesitation while being shown, particularly when being run out, indicating anticipation of being set up;
 - (6) Losing a cow or being unable to finish a pattern because of a bad cow, the contestant should be penalized at the judge's discretion;
 - (7) Touching the horse or saddle with the free hand except during the cow work portion of the class, where the rider may hold onto the horn.
- L. The characteristics of a good working cow horse are:
- (1) Good manners;
 - (2) Shifty, smooth and having its feet under it at all times; when stopping, hind feet should be well under it;
 - (3) A soft mouth and should respond to a light rein, especially when turning;
 - (4) Head should be maintained in its natural position;
 - (5) Work at reasonable speed and still be under control of the rider.
- M. The judge may request additional work at his/her option.

WESTERN DIVISION - WESTERN RIDING

- A. Western Riding is an event where the horse is judged on quality of gaits, lead changes at the lope, response to the rider, manners, and disposition. The horse should perform with reasonable speed, and be sensible, well-mannered, free and easy moving.
- B. Credit shall be given for and emphasis placed on smoothness, even cadence of gaits (i.e., starting and finishing pattern with the same cadence), and the horse's ability to change leads precisely, easily, and simultaneously both hind and front at the center point between markers. In order to have balance, with quality lead changes, the horse's head and neck should be in a relaxed, natural position, which his poll level with or slightly above the level of the withers. He should not carry his head behind the vertical, giving the appearance of intimidation, or be excessively nosed out, giving a resistant appearance. The horse should have a relaxed head carriage showing response to the rider's hands, with a moderate flexion at the poll. Horses may be ridden with light contact or on a reasonably loose rein. The horse should cross the log both at the jog and the lope without breaking gait or radically changing stride.
- C. The judge will select one of the four patterns to be performed. The judge is responsible for the pattern being correctly set.
- D. On the pattern:
1. The eight small circles represent pylon markers which are recommended. These should be separated by a uniform measured distance of not less than 30 feet nor more than 50 feet on the sides with 5 markers (see diagram). In pattern one, the three markers on the opposite side should be set adjacent to the appropriate markers. It is recommended that markers be set a minimum of 15 feet (4 ½ meters) from the fence and with 50 to 80 foot (15 to 24 meters) width in the pattern, as the arena permits.
 2. A solid log or pole should be used and be a minimum of 8 feet (2.5 meters) in length.
 3. The long serpentine line indicates the direction of travel and gaits at which the horse is to move. The shaded area represents the least changing area between the markers. The dotted line (...) indicates walk, the dash line (---) jog, and the solid line (___) lope.
- E. Scoring will be on the basis of 0-100 with 70 denoting an average performance.
1. Scoring guidelines to be considered: points will be added or subtracted from the maneuvers on the following basis, ranging from plus 1.5 to minus 1.5: -1.5 extremely poor, -1 very poor, -.5 poor, 0 average, +.5 good, +1 very good, +1.5 excellent. Maneuver scores are to be determined independently of penalty points.
- F. A contestant shall be penalized each time the following occur:
- Five (5) points:
1. Out of lead beyond the next designated change area (note: failures to change, including cross-cantering. Two consecutive failures to change would result in two five (5) point penalties).
 2. Blatant disobedience includes kicking out, biting, bucking and rearing.
- Three (3) points:
1. Not performing the specific gait (jog or lope) or stopping when called for in the pattern, within 10 feet (3 meters) of designated area
 2. Simple Change of leads
 3. Out of lead at or before the marker prior to the designated change area or out of lead at or after the marker after the designated change area
 4. Additional lead changes anywhere in pattern (except when correcting an extra change or incorrect lead)
 5. In pattern one and three failure to start the lope within 30 feet (9 meters) after crossing the log at the jog
 6. Break of gait at walk or jog for more than two strides
 7. Break of gait at the lope

One (1) points:

1. Hitting or rolling log
2. Out of lead more than one stride either side of the center point and between the markers
3. Splitting the log (log between the two front or two hind feet) at the lope
4. Break of gait at the walk or jog up to two (2) strides

One-half (½) point:

1. Tick or light touch of log
2. Hind legs skipping or coming together during lead change
3. Non-simultaneous lead change (Front to hind or hind to front)

Disqualified- 0 score:

1. Illegal equipment
2. Willful abuse
3. Off course
4. Knocking over markers
5. Completely missing log
6. Major refusal- stop and back more than two strides or four steps with front legs
7. Major disobedience or schooling
8. Failure to start lope prior to end cone in patterns #1 and #3
9. Four or more simple lead changes and/or failures to change leads
10. Overturn of more than 1/4 turn
11. Faults, which will be cause for disqualification, except in novice amateur or novice youth classes, which shall be faults, scored according to severity:
 - A. Head carried too low (tip of ear below withers consistently)
 - B. Over flexing or straining neck in head carriage so the nose is carried behind the vertical consistently.

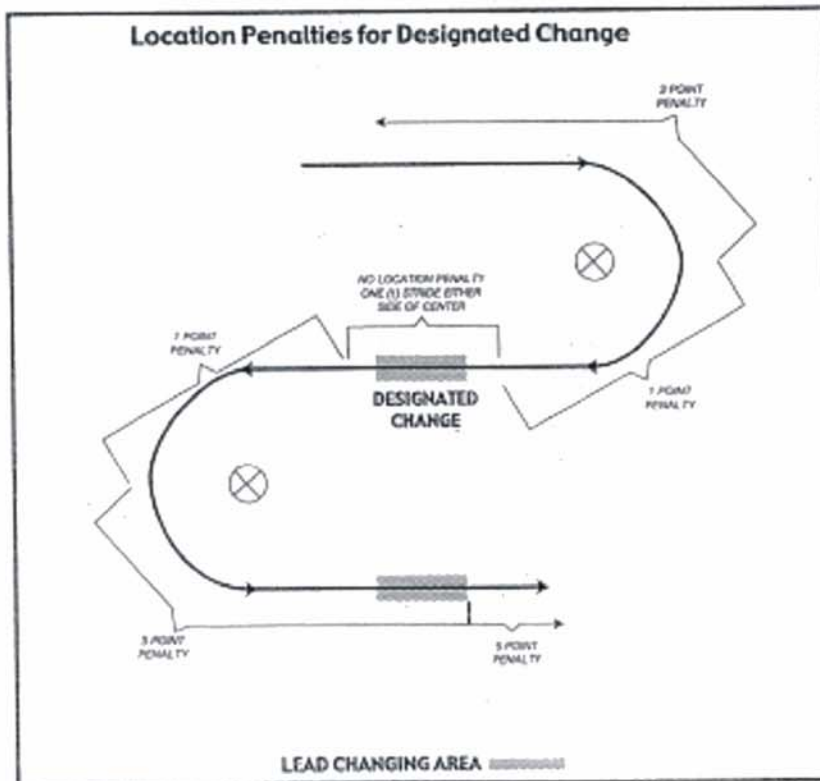
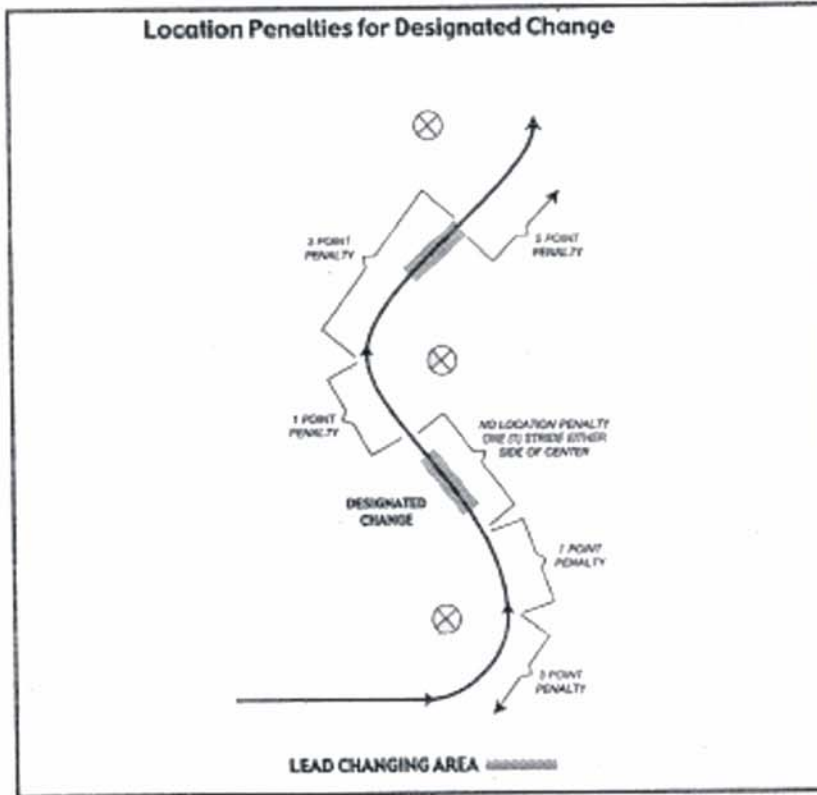
Credits:

1. Changes of leads, hind and front simultaneously
2. Change of lead near the center point of the lead change area
3. Accurate and smooth pattern
4. Even pace throughout
5. Easy to guide and control with rein and leg
6. Manners and disposition
7. Conformation and fitness

G. The following characteristics are considered faults and should be judged according in maneuver scores:

1. Opening mouth excessively
2. Anticipating signals
3. Stumbling
4. Head carried too high
5. Head carried too low (tip of ear below the withers)
6. Over-flexing or straining neck in head carriage so the nose is carried behind the vertical.
7. Excessive nosing out

LOCATION PENALTIES FOR DESIGNATED CHANGES



Note: *There must be a minimum of 5 team entries in order to offer team penning at the State 4-H Horse Show.*

TEAM PENNING

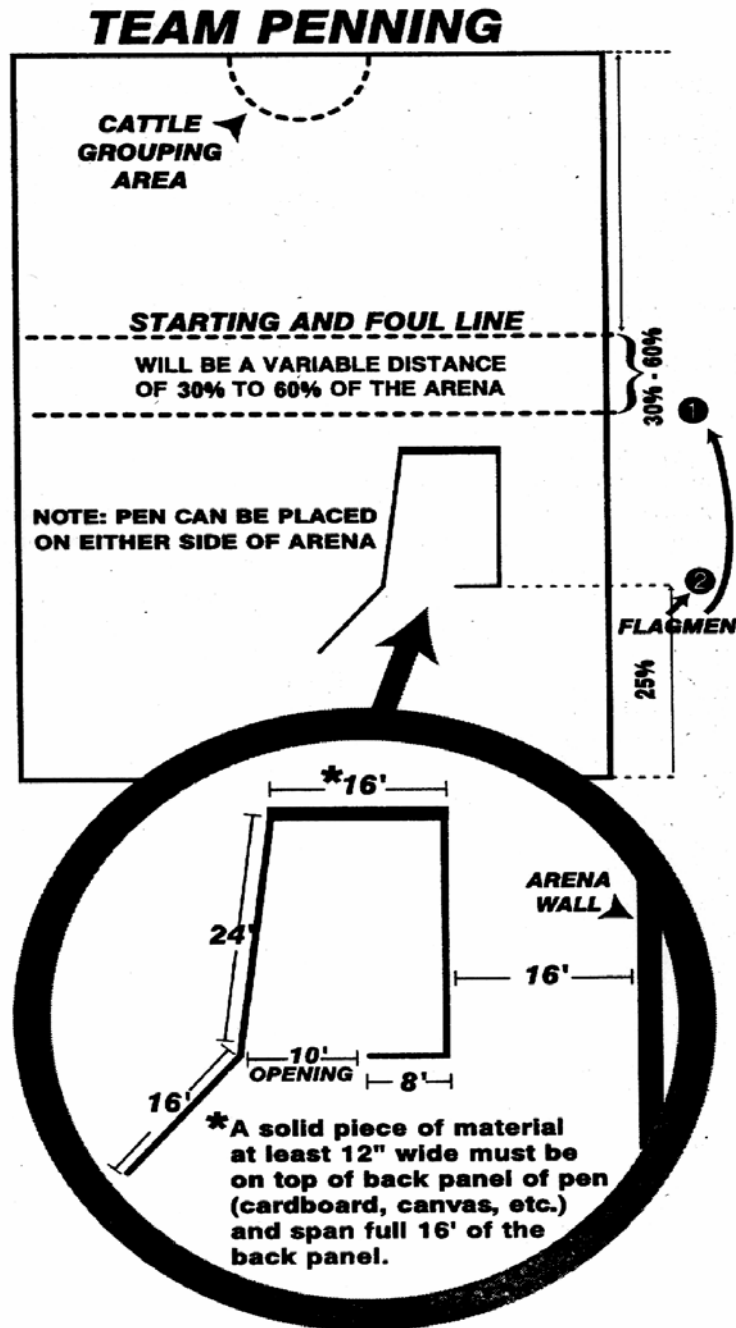
1. Teams may enter either a Junior or Senior Team Penning Team. A composite team (different counties represented are acceptable) are eligible to compete, but must be either junior or senior. If a team does not have enough members to compete as either juniors or seniors they may mix a team with both ages represented, but they will compete as a senior team. Contestants are limited to entering and participating on one team. One contestant is responsible for paying for the entry fee and entering the team online. Entries must list the name and county of each team member; if all contestants' information is not listed online at the time of entry, the entry will not be accepted. Any substitutions at the show will be subject to \$25 cash fee (see rule #25, page 13).

One representative of an entered team will pick their order of go at the time of check in at the gate.

2. Points will not accumulate from this class.
3. In the case of a tie, a run off will be provided to break the tie and decide the final placings.
4. There will be one round only in team penning classes, except in the event of a tie. If a final round becomes necessary due to a tie, the time will be the cumulative total of the preliminary and final rounds.
5. Within a two and one-half minute time limit, a team of three must cut out from the herd and pen three head of cattle with the assigned (same) identity number or colored neckband. The fastest time wins. A warning must be given the team working the cattle at 30 seconds, prior to a final time being called. In the event a warning is not given, a rerun may be given at the request of the team. If the team requests a rerun, the cattle will be settled and a rerun will be given immediately using the same numbered or color banded cattle, with a 60 second penalty.
6. All cattle will be bunched on the cattle side of the starting line before the time begins. The line flagman will raise the flag to signal when arena is ready. Contestants will be given their cattle penning number or color of neckband when the line flagman drops his flag as the nose of the first horse crosses the starting line. Riders are committed once they enter the arena. Any delay will be a disqualification.
7. Once committed to the cattle, the team is responsible for their animals. It is the team's responsibility, before working the cattle, to pull up and call for a judge's decision if, in their opinion, there is an injured or unusable animal in their numbered or colored banded cattle. Once the cattle are worked, no excuses are accepted. If an animal leaves the arena, either over or through the fence, the team can either be disqualified for unnecessary roughness, or can be given a rerun, depending on the judge's decision. If a rerun is given, it must be given at the end of the total go-round. If no fresh cattle are available for reruns, the cattle to be used will be determined by the show management and judge. If more than one rerun is given in any go-round, they will be taken in order of occurrence. If cattle are to be re-used and additional fresh cattle are needed, the used cattle must be mixed with the fresh cattle and re-numbered or color banded. Every attempt must be made to insure each team works the same number of used and fresh cattle.
8. To call for time, one rider must stand in the gate and raise a hand for the flag. Flag will drop when the nose of the first horse enters the gate and the rider calls for time. If an animal is knocked or cut into the pen after time is called, a no-time will be given. Time continues until all unpenned cattle are completely on the cattle side of the starting line. In the event that an animal escapes from the pen after time is called but prior to the time that any unpenned cattle are on the cattle side of the line, the team will be judged a no-time. If an animal escapes as a team is calling for time, they will be judged a no-time. Escaped animal is one with any part of the animal coming out of the opening of the pen.
9. A team may call for time with only one or two assigned cattle being penned. However, teams penning three head of cattle place higher than two, and two higher than one, regardless of time. In a multiple go-round contest, in the event that teams pen their cattle in only one go-round the fastest time wins, regardless of which go-round. Also, in multiple go-round contests, teams that pen in each go-round will beat teams that fail to pen in a go-round, regardless of the number of cattle penned or time. In multiple go-rounds, times are accumulated to determine placings.
10. A team calling for time with any wrong numbered or colored neckbanded cattle in the pen will be judged no time.

11. Contact with cattle by hands, hats, ropes, bats, romal or any other equipment is a disqualification. A team exhibiting any unnecessary roughness will be judged no time. No hazing with whips, hats or ropes allowed. Romals or reins may be swung or popped on chaps.
12. A team will be disqualified by the judge for any action he feels to be unnecessary roughness to the cattle or horses, or unsportsmanlike conduct.
13. Fall of horse and/or rider shall not eliminate the entry; however, any attempt by a dismounted rider to work cattle before remounting will result in an automatic disqualification.
14. If five or more cattle are across the starting line at any one time, that team will be judged no time. Any part of the fifth animal that crosses the line will invoke a no time.
15. Points will be awarded based on the number of teams entered. For every five teams, there will be a point awarded to each of three winning team members.
16. Disqualification of a team member will result in disqualification of the entire team.
17. In the event of a tie affecting the placings, each team will be allowed to pen one numbered or color banded animal. Fastest time breaks the tie.
18. If for any reason a team does not participate after the order of go has been drawn, their cattle number will be drawn in the order the team would have run. The drawn number of colored band will not be used in that set of teams. This will avoid changing the order of go for the other contestants.
19. Numbers must be a minimum of 6 inches (15 cm) tall and colored neckbands be a minimum of 6 inches (15 cm) wide. Numbers must be applied to both sides of the animal, high up on its side, with the top near the midline of the animals back between the shoulder and the hip. The numbers of colors and working order will be drawn for by the judge and show management before the start of the contest.
20. If a team is given a number of colored neckband that has already been used within a given herd, a rerun must be given immediately; using the correct number or colored neckband within that same herd. Should the error be discovered after the herd has been removed from the arena, then the rerun will be given at the end of the total go-round using the same herd.
21. The optimum number of cattle per herd is 30; however, a maximum of 45 are allowed and a minimum of 21 per herd is required even if there are less than seven teams. All cattle within a herd must be numbered in groups of three.
 - a. There must be three head of assigned (identical numbers or colored neckbands) cattle per team in the herd as each new team begins a run.
 - b. There must always be the same number of cattle in each of the herds used in a go-round.
 - c. In the event more or less than three assigned (identical numbers or colored neckbands) cattle are discovered within a herd, the team(s) with more or less than three assigned cattle must have a re-run at the end of the total go-round. Times for all other teams within such a misnumbered herd will remain the same.
 - d. Cattle cannot be re-used within a go-round of a division except as specified in rule (3) above for re-runs.
22. There shall be two flagmen, one at the entrance to the pen and one at the start/foul line. The judge must be located at the start/foul line, and may or may not actually flag the contest at his/her discretion. There shall be at least two timekeepers. The first timer shall be the official time and the second timer shall be the back-up time, in the event the first timer misses the time or his watch fails. The starting and foul line must be designated by markers located on the arena fence, and easily viewed by the line judge and the exhibitors. The start line shall be between 30% and 60% from the cattle end of the arena and same shall be set and advertised by show management. The pen shall be situated 25% from arena back wall.
23. Participants may ride the same horse only once.

COURSE DESIGN FOR TEAM PENNING



HUNT SEAT DIVISION



APPOINTMENTS

1. PERSONAL APPOINTMENT: ASTM/SEI approved headgear is required in all classes in the Hunt Seat Division. Clothing must be clean, neat and appropriate for hunter classes. Rider must wear coats, boots, breeches and *helmets with chin straps*. The coat should be any tweed or melton (conservative wash jackets in season) acceptable for hunting. Breeches or jodhpur pants should be buff, brown or rust. Boots should be black or brown. Dark helmet is required. Spurs of the unrowelled type, gloves, crops or bats are optional. Gloves are preferred in the equitation class and should be heavy wash leather or **black** or brown leather.
2. TACK: Clean English forward, hunting or dressage-type saddles. Saddles may have suede seat and/or suede inserts on the skirts. *For all Hunt Seat classes (other than Open Jumping)*, regulation snaffle, kimberwick, pelham or full bridle all with a cavesson noseband are required. Unconventional nosebands such as figure eight, flash, and drop will be penalized by the judges. Breast plates are optional. Standing Martingales are optional in over fence classes. Martingales are not allowed in any under saddle and Hunter Hack classes. Running Martingales, draw reins, hackamores, boots or bandages are all prohibited. *Boots and Running Martingales* are allowed in open jumping.
3. Additional information is available from www.usef.org.

HUNTER UNDER SADDLE

1. The class will be judged on the horse's way of going, manners and suitability. Conformation of the horse may only be considered in extremely close competition.
2. Horses are shown on the flat at a walk, trot and canter while maintaining light contact with the horse's mouth.
3. Horses must work both ways of the ring at all gaits to demonstrate their ability with different leads.
4. The judge may ask finalists to hand gallop but never more than a safe number of horses to gallop at one time.
5. Horses should back easily and stand quietly. The judge may ask that only the finalists be backed.
6. Large numbers in this class will necessitate elimination heats to accommodate all horses. Finalist from each heat will be called to the center of the arena and be identified.
7. Any portion of a class or heat may be placed on the rail for extra work by the judge at any time.

HUNT SEAT EQUITATION ON THE FLAT

1. The rider's performance and skills are being judged in this class. Rider's basic position in the saddle; position and use of hands, legs and feet; ability to control and show a horse and suitability of horse to rider are important; but rider's skills and execution must be considered.
2. Riders will not be required to jump.
3. Position:
 - a) GENERAL APPEARANCE: Rider should have workmanlike appearance, with light and supple seat and hands which convey the impression of complete control should any emergency arise.
 - b) BASIC POSITION: The eyes should be up and shoulders back. Toes should be out at an angle best suited to rider's conformation; ankles flexed in, heels down, calf of leg in contact with horse and slightly behind girth. Iron may be either under the toe, ball of foot or slightly behind ball of the foot.
 - c) POSITION IN MOTION: At the walk and slow trot, body should be vertical; posting trot, inclined forward; canter, halfway between posting trot and walk; galloping and jumping, same inclination as posting trot.
 - d) HANDS: Hands should be over and in front of the horse's withers, knuckles thirty degrees inside the vertical with hands making a straight line from horse's mouth to rider's elbow. Hands should not be held tightly together. Method of holding reins is optional, and the bight of reins may fall on either side; but it is more acceptable for the bight of the reins to lie on the off side. However, all reins must be picked up at the same time. The rider should maintain light contact with horse's mouth at all times except when standing still.
 - e) REINS: The rein of a snaffle bridle may be held either outside the little finger or between the third and little finger. The snaffle rein of a pelham or full bridle should be held outside the little finger and curb rein between the third and little finger or between the second and third fingers. In either case, reins should be picked up at the buckles by the right hand, then straightened and separated in correct order by the fingers of the left hand, pulled taut and adjusted to even pressure in both hands.
4. Each rider will individually perform a given pattern which may be composed from the optional list of tests below. The judge will score each rider on their individual skills and execution of the pattern. Failure to execute or complete the pattern will not be a disqualification but shall be scored accordingly. Optional list of test for Hunters which may be executed collectively or individually:
 - a) Execute a slow sitting trot, posting trot and/or extended trot.
 - b) Back.
 - c) Walk from a gallop with the emphasis on hands.
 - d) Halt from a canter.
 - e) Dismount and mount.
 - f) Figure 8 at the trot demonstrating the proper change of diagonals. The rider should be on the left diagonal when trotting in a clockwise direction and on the right diagonal when circling counter-clockwise. On the left diagonal, the rider will be sitting in the saddle when the horse's left front leg is on the ground. The rider is on the right diagonal when he is sitting in the saddle when the horse's right leg is on the ground.
 - g) Figure 8 at canter demonstrating a simple change of leads. (A simple change of leads is one in which the horse is brought back into a walk or trot before being restarted in a canter on the opposite lead.) Figures should be started at the center of the two circles so that one change of leads is shown.

- h) Figure 8 at the canter on the correct leads demonstrating a flying change of leads (Seniors Only). (Change leads without slowing down to a walk or trot.)
 - i) Ride without stirrups. Riders must have the option to cross stirrups.
 - j) Maintain a counter-canter (Seniors Only).
 - k) Demonstrate a half turn on forehand and/or half turn on the haunches.
5. The final riders will be required to work on the rail to determine final placings. Riders shall enter the ring at a walk in a counter-clockwise direction. The riders will proceed at each gait (walk, trot and canter) and on command, reverse and repeat. The riders may be requested to gallop in safe groups and/or perform additional tests. The reverse may be executed by turning either towards or away from the rail.

WORKING HUNTER AND PONY WORKING HUNTER OVER FENCES

1. Horses will be judged on performance, manners, hunting pace, style of jumping, way of moving and suitability for actual use in the hunting field.
2. All horses must be serviceably sound. Horses must be placed on performance before consideration for soundness. Finalist will be jogged in hand past the judge for soundness in order of performance. Any horse showing lameness, broken wind or impairment in vision shall be refused an award at the judge's discretion.
3. Each horse will individually negotiate a course consisting of at least eight jumps with a minimum of four obstacles. At least two changes of direction are recommended. The course diagram must be posted one hour before the class is called. Judging will start when the horse enters the arena and ends when the horse leaves the arena.
4. The height of fences will be the following:
 - a) Hunter horses - 2'6" - 3'
 - b) Large ponies - (13.0 hands - 14.2 hands); 2'3" - 2'9"
 - c) Small ponies - (less than 13.0 hands); 2'0" - 2'6"
5. Management must provide at least one practice jump. This jump should be in a warm-up ring or area.
6. Jumps to be used in the jumping classes may be selected from the following list but will not be limited to this list:
 - a) Brush.
 - b) Post and rail.
 - c) In and out (post and rails should be spaced 20' - 22' for small ponies, 22' - 24' for large ponies and 24' - 26' apart for horses).
 - d) Gate.
 - e) Chicken coop.
 - f) Stone wall.
 - g) Oxer (must not be square -- it is recommended that the back element be 3" - 6" higher).
7. When designing a hunt course, the jumps should be spaced a minimum of 48' apart; but all intervals must be in multiples of 12'.

8. Faults

- a) An even hunting pace is required for a good performance. Excessive speed, breaking gaits, wrong leads, etc., will be penalized.
- b) Jumping form and style will be considered. Unsafe jumping will be penalized, regardless of whether the jump was cleared.
- c) Light touches are not to be considered in the jumping but may be recorded for reference in extremely close competition. Touching brush only on a brush jump is not to be scored as a touch.
- d) When a horse makes two faults at an obstacle, only the major fault on the top element will be scored. Disobediences are accumulated and count in addition.
- e) When an obstacle contains more than one jump, faults are scored on each jump.
- f) In case of refusal or run out on an obstacle that contains more than one jump, entry may re-jump previous as well as remaining jumps.
- g) Three cumulative disobediences, a fall of horse and/or rider, bolting from ring and going off course disqualifies the entry. Dismissed contestants will exit promptly.

EQUITATION OVER FENCES

1. The rider's performance and skills over fences are being judged in this class. Rider's basic position in the saddle; position and use of hands, legs and feet; ability to control and show the horse and suitability of horse to rider are important; but rider's skills and execution must be considered.
2. Each rider shall perform a pattern consisting of at least six (6) jumps. Three cumulative refusals will cause elimination.
3. Position: Same as Equitation on the Flat.
4. The judge will score each rider on their individual skills and execution of the pattern.
5. The final riders may be required to work on the rail and/or over fences to determine the final placings.
6. See entry form for height of fences.

OPEN JUMPING HORSE & PONY

1. Jumpers are scored and placed on a mathematical basis and penalty faults, which include disobediences, falls, and knockdowns.
2. The open jumping class will be held as a **2.2a/b** format class. The first round will be the preliminary round. Each horse and pony will individually negotiate a course consisting of at least four different obstacles and make a minimum of eight jumps. Refer to WORKING HUNTER AND PONY HUNTER OVER FENCES number 6, for type of jumps. There will be a maximum time allowed. There will be *1 time fault* assessed for each second over the time allowed.
3. Both a starting line at least 12 feet in front of the first obstacle and a finish line at least 24 feet beyond the last obstacle must be indicated by markers (at least 12 feet apart) at each end of the lines.
4. Horses or ponies with no faults (a clean round) in the preliminary round will jump a second posted course and will be timed. ***Riders may choose to either immediately jump off or to come out and then jump off after all other riders have completed the first round. In either case, rider will proceed to the jump-off after the judge's signal. The jumps will not be raised for the jump-off.*** The preliminary round will be timed, and in the event that there are no clean rounds, there will be no jump-off; times earned in the preliminary round will be used to break any

ties.

- 5. The minimum height of fences for the preliminary round will be: Horses - 3'0"; Ponies - 2'9"
- 6. Scoring Jumpers: The following point system will be used in scoring. When a horse commits two or more faults at the same obstacle, only the major fault or only one in case of equal faults will count except when disobediences occur. Disobediences are accumulative and faulted in addition to other faults occurring at the same obstacle.
 - a. Knock-down: When a horse attempts to jump an obstacle and knocks down the obstacle or any portion of it, standard, or wing with any portion of the horse, rider or equipment, *and lowers the height of the jump*, it is considered a knock-down (with exception listed in NOTE below) 4 faults

NOTE: When a horse knocks down all or a portion of an obstacle while refusing, it is not to be faulted for a knock-down but should be given only the correct amount of faults for that refusal.

- b. Disobediences:
 - 1. Refusal: When a horse stops in front of an obstacle (whether or not the obstacle is knocked down or altered), it is a refusal unless the horse then immediately jumps the obstacle without backing even one step; but if a horse takes even one step backwards it is a refusal.
 - If horse is moved toward obstacle after a refusal without attempting to jump, it is considered another refusal.
 - In the case of a refusal on an in-and-out jump, the horse must return to the start of the in-and-out sequence and re-jump the previous elements as well as jump the following elements.
 - If a jump is dislodged in a refusal, a whistle will be blown, and time will be stopped until the jump is repaired. When the jump has been repaired, a whistle will then be blown, and only then can the horse/rider attempt to jump it. If the rider jumps the jump before the whistle has been blown, the rider will be disqualified.
 - 2. Run-out: A run-out occurs when a horse evades or passes the obstacle to be jumped; jumps an obstacle outside its limiting markers; or when horse or rider knocks down a flag, standard, wing or other limiting the obstacle (without obstacle being jumped).
 - 3. Loss of Forward Movement: Failure to maintain trot, canter or gallop after crossing starting line (except when it is a refusal, a run-out or when due to uncontrollable circumstances such as when an obstacle is being reset) is a disobedience.
 - 4. Unnecessary Circling on Course: *After crossing the starting line and before crossing the finish line*, any form of circles whereby the horse crosses its original track between two consecutive obstacles, or stops advancing toward or turns away from the next fence except to retake an obstacle after a disobedience, is considered a disobedience. This is a judgment call. (NOTE: Coming sideways or zigzagging toward an obstacle does not constitute a disobedience unless the horse passes or turns its back to the next obstacle or the finish line).
 - 5. First disobedience (anywhere on course) 4 faults
 - 6. Second disobedience (anywhere on course) 8 faults
 - 7. Third disobedience (anywhere on course) Elimination
- c. Fall of horse and/or rider Elimination
- d. Failure to complete course, off course Elimination
- e. Jumping obstacle before it is reset or without waiting for signal from the judge to proceed Elimination
- f. Starting before judge's audible signal to proceed, jumping obstacles before start or after crossing the finish line,

whether forming part of course or not; jumping obstacle out of order; off course
..... Elimination

g. Failure to enter the ring within one minute after the judge's audible signal to proceed
..... Elimination

h. Failure to cross the starting line within *45 seconds* after judge's audible signal to proceed
A competitor will have 45 seconds from the time the judge sounds an audible signal to cross between the start markers in the proper direction and start on course. If a competitor does not cross through the start line within the allotted time, the time on course will start when the allotted time expires.

l. Jumping any obstacle before crossing starting line unless said obstacle is designated as a practice jump
..... Elimination

j. *In the case of broken equipment or loss of shoe, rider may either continue without penalty or be eliminated. The judge may eliminate a rider if he/she feels that it is unsafe for the rider/horse to continue the course.*

HUNTER HACK

1. This class is designed for those Junior and Senior 4-Hers with beginning jumping experience and is open only to any Juniors and Seniors who are not entered in any of the other over the fence classes (i.e. working hunter, equitation over fences, open jumping). This class is not open to Cloverleaf 4-Hers.
2. Horses will be judged on performance, manners, pace, style of jumping, way of going and suitability.
3. Horses must be serviceably sound. Horses will be judged on performance before consideration for soundness.
4. Each horse will individually negotiate a course consisting of two cross rail jumps. Not to exceed 18 inches in height and placed a minimum of 60 feet apart.
5. Upon completion of the individual work, finalists (number at judge's discretion) will return to the rail. They will then be judged at a walk, trot, and canter both ways of the arena. The judge may also ask for a back up.
6. Three refusals during the course will result in elimination.
7. This class will count toward the High Point Awards and the Division Awards.

DRESSAGE - No championship points will be accumulated from this class. The Junior and Senior winner will automatically qualify for Regional 4-H Competition.

1. OBJECT AND GENERAL PRINCIPLES

The object of Dressage is the harmonious development of the physique and ability of the horse. The result is a horse that is more supple, calm, loose and flexible, but also confident, attentive and alert, thus developing perfect union between horse and rider.

2. THE GAITS AND MOVEMENTS

a. HALT

Horse stands obediently quiet with equal weight on all 4 legs. The horse should maintain a soft contact with the rider without allowing his poll to drop below his withers nor his nose to fall behind the vertical.

b. WORKING WALK

A marching 4-beat rhythm on light contact with the rider.

c. FREE WALK ON A LONG REIN

A 4-beat rhythm with the horse stretching his topline and stride. The rider still maintains contact with the horse but the horse must stretch his nose ahead of the vertical.

d. WORKING TROT

A forward 2-beat rhythm that maintains a consistent tempo while remaining on the bit.

e. WORKING CANTER

A forward 3-beat rhythm with a quiet consistent tempo while remaining on the bit.

3. APPOINTMENTS

a. PERSONAL

A short riding coat of a dark color, white shirt, choker or stock tie, white or light colored breeches or jodhpurs, tall boots or paddock boots, properly fitted head gear with harness (S.E.I., ASTM helmets are required.) Blunt spurs and a whip which does not exceed 4 ft. including lash are allowed. Gloves are preferred.

b. TACK

To be ridden in a plain snaffle with or without a drop, flash or figure 8 noseband. Tack will be inspected prior to each ride. Unauthorized tack will be removed or competitors will be eliminated. Martingales are not allowed. Any English type saddle may be used (i.e. dressage, forward seat, flat or cutback). No curb bits of any fashion will be allowed. All bits must be smooth and solid. Twisted wire and roller bits are prohibited. The mouthpiece must be made entirely of the same metal (copper bits are prohibited). Synthetic material is acceptable, provided that the contours of the bit conform to the contours of acceptable bits listed by the United States Equestrian Federation, Inc. Rulebook.

4. TESTS

- a. Juniors will ride 2007 Training Level Test 3, and Seniors will ride 2007 Training Level Test 4. All rides will be conducted in small arena (20 meters X 40 meters). To obtain both patterns, please visit: www.usef.org.
- b. Test will be ridden in the order listed in the show program. Any changes must be made with show officials prior to the start of the dressage divisions.
- c. Rider may begin schooling around the dressage arena when the rider before him has received his final salute from the judge and begins to exit the arena.
- d. Upon audible signal (whistle or bell) from the judge, the competitor has 60 seconds to enter the dressage arena.
- e. The Junior dressage tests may be called by someone standing behind the letter E or B or else the test may be ridden from memory. The Senior test must be ridden from memory. Should a rider go off course, the judge will sound an audible sound. The rider should stop and allow the judge to instruct him as to how to proceed. The rider then proceeds from memory (Senior) or the caller starts calling the test from the point instructed by the judge (Junior). Being off course constitutes an error. However, if the caller aids the rider in any fashion other than calling the test, the rider is eliminated.
- f. Errors: 1st error - 2 points
 2nd error - 4 points
 3rd error - Elimination

5. ELIMINATION

Automatic elimination occurs if the rider fails to enter the dressage arena within 60 seconds of the judge's audible signal; all 4 of the horse's feet leave the arena after the test has begun, unauthorized assistance, obvious lameness or use of illegal equipment.

6. SCORING

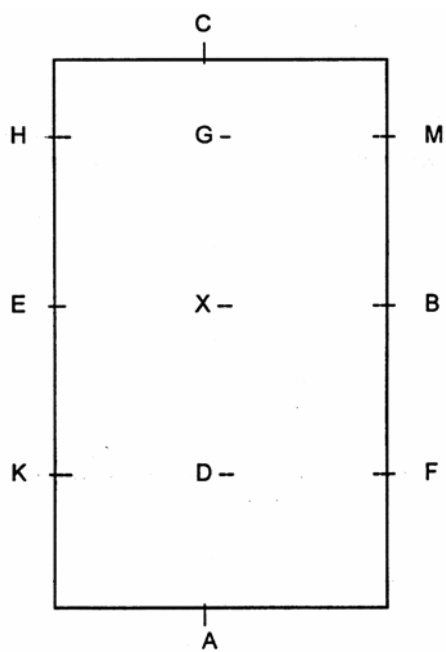
- | | |
|----------------|-----------------|
| 10 Excellent | 5 Sufficient |
| 9 Very Good | 4 Insufficient |
| 8 Good | 3 Fairly Badly |
| 7 Fairly Good | 2 Bad |
| 6 Satisfactory | 1 Very Bad |
| | 0 Not performed |



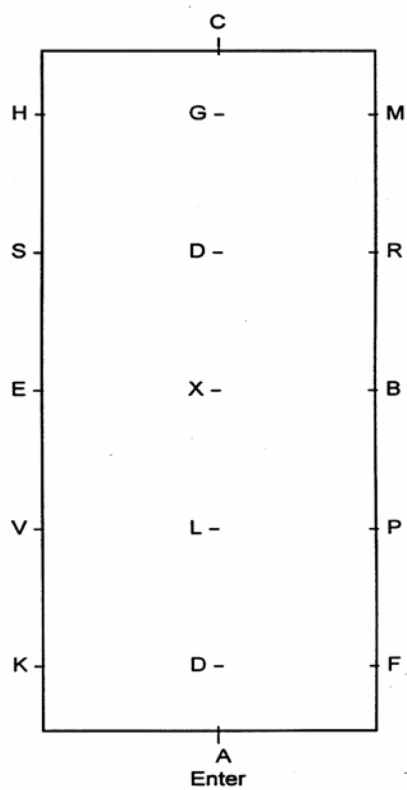
7. ARENA

The dressage arena may be the large or small. Large = 20 x 60 meters Small = 20 x 40 meters

8. There will be assigned times.



Enter
Small Arena
(20 x 40)



Enter
Standard Arena
(20 x 60)

CONTEST DIVISION

GENERAL RULES

1. All contest classes will be preliminary classes. The top 15 times and ties will be invited back for final runs in Barrels, Cones, Poles and Stake Race. The top 5 teams will be invited back in Team Penning. All times will be the cumulative total of the preliminary and final rounds. Finals classes will be run slowest time to fastest time.

Prior to the running of each class, the official will perform a tack, helmet and equipment check walk-through on all riders in the class. Failure to participate in this check will forfeit go.

2. Fall of rider or horse will be a disqualification.
3. An electric timer, when accessible, will be the official time. Otherwise, at least two watches shall be used, with the average time of the two watches to be the official time.
4. No assistance by a human or another horse is allowed to help load a horse through the gate into the chute. The contestant will have 60 seconds to enter the arena once the gate has been opened. If the contestant is unable to enter the arena with their horse within the 60 seconds they will receive a no time.
5. No exhibitor may be tied, buckled, or fastened into the saddle by any means during the competition. This includes velcro, rubber bands, and all other means. This will be strictly enforced.
6. For more information please visit: www.aqha.com and www.nbha.com.

APPOINTMENTS

1. **PERSONAL:** Clothing must be neat and clean. Riders should wear western attire consisting of long sleeved (sleeves to be unrolled and fastened at the wrist); button up shirts with a collar, that is tucked into jeans. Boots with heels are required. **ASTM and SEI approved helmets are required for all contestants** in the contest division. The approved helmets must have a permanent harness and chin strap. The helmet must be secured with the harness engaged and properly fastened *from the time of entering the holding area until exiting the building through the out gate*. Failure to adhere to this rule will disqualify the 4-H'er. Helmets will be checked. Disqualification can result from improper helmets or improperly worn helmets. Show management will not loan helmets.
2. **TACK:** Western type equipment must be used. Use of mechanical hackamore or other type bridles is optional; however, the judges may prohibit the use of bits or equipment that they may consider severe.

BARREL RACING CONTEST

1. The contestant must ride his horse unassisted into the arena. The arena gate is then closed. The contestant is allowed a running start. Timing shall begin as soon as the horse's nose reaches the starting line and will be stopped when the horse's nose passes over the finish line.
2. At a signal from the starter or timer, such as the word "go", the contestant will go to barrel number 1 passing to the left of this barrel, complete a 360 degree turn, then on to barrel number 2, this time passing to the right with another 360 degree turn. At barrel number 3, the same passage to the right and 360 degrees turn is accomplished.
3. As soon as the turn is completed around barrel number 3, the contestant sprints the horse to the finish line where the timers stop their watches as soon as the horse's nose reaches the finish line.
4. Knocking over a barrel shall draw a five second penalty for each error made. A contestant may touch a barrel with his or her hand. Failure to follow the pattern is a disqualification. **CURB CHAINS AND TIE DOWNS ARE PERMISSIBLE**, but dangerous or inhumane equipment must be removed at the judge's discretion.
5. The barrel course may also be run to the left. For example, the contestant will start to barrel number 2, turning left around this barrel, then on to barrel number 1, turning to the right, then to barrel number 3, turning again to the right, followed by the final sprint to the finish line.

6. In timed events, horses will be stopped inside the arena. Gate will not be opened until horse is stopped and under control. Horses running into gate or arena fence shall draw a five second penalty.
7. If the horse runs beyond the start-finish line any time during the pattern other than when starting or finishing, the horse will be called off pattern and receive no time.

POLE BENDING CONTEST

1. The pole bending pattern is to be run around six poles. Each pole is to be twenty-one feet apart and the first pole is to be twenty-one feet from starting line.
2. Horse must be ridden unassisted into the arena. The arena gate is then closed.
3. A horse may start either to the right or the left of the first pole and then run the remainder of the pattern accordingly.
4. Knocking over a pole shall draw a five second penalty for each infraction. A contestant may touch a pole with his or her hand. Entries failing to follow the pattern will be disqualified.
5. Pole bending is a timed event. Each contestant will begin from a running start. **CURB CHAINS AND TIE DOWNS ARE PERMISSIBLE**, but dangerous or inhumane equipment must be removed at the judge's discretion.
6. Horses will be stopped inside the arena. Gate will not be opened until horse is stopped and under control. Horses running into gate or arena fence shall draw a five second penalty.
7. If the horse runs beyond the start-finish line during any time during the pattern other than when starting or finishing, the horse will be called off pattern and receive no time.

ARENA RACE

1. This is a timed event.
2. The arena race pattern is to be run around one barrel. The barrel will be placed 145 to 150 feet from the start-finish line.
3. Horse must be ridden unassisted into the arena. The arena gate is then closed.
4. The horse may go around the barrel either to the right or left and run back to the start-finish line.
5. Knocking over the barrel will be a disqualification and result in a no time. If the horse runs beyond the start-finish line before going around the barrel, a no time will result.
6. Horses will be stopped inside the arena. Gate will not be opened until horse is stopped and under control. Horses running into gate or arena fence shall draw a five second penalty.

STAKE RACE

1. This is a timed event.
2. Two poles are set 80 feet apart at opposite ends of the course with two markers designating the start-finish line 20 feet apart mid-way between the two end poles.
3. The contestant starts between the two center markers and runs a figure 8 around the two end poles. The first turn may be either left or right.
4. The contestant must start and finish between the center markers. Failing to do so is a disqualification. Knocking over any of the poles or markers is a disqualification. A contestant may touch the pole.

SADDLE SEAT DIVISION



In all Saddle Seat Division classes, horses and ponies should be of the English Saddle type and must show full mane and tail and must be serviceably sound.

All tack, bits, equipment, shoeing regulations and attire that are accepted by USEF rules and/or the respective breed association will be permitted.

It is recommended that all students in all divisions of Georgia 4-H horse shows wear equine approved protective headgear meeting accepted safety standards (ASTM/SEI). The student and parent/guardian are responsible for assuring that their headgear complies with safety standards. It is not the responsibility of the officials to check headgear. Protective headgear is appropriate for any class or division and will not be viewed as inappropriate attire or cause penalization in competition.

Bridle must be light and of the English show type suitable to type of horse. Western and hunt bridles are prohibited. No martingales or similar tie down are allowed except in Cloverleaf.

Saddle should be of the flat English type and of correct size for both horse and rider. Girth may be of leather, web, string or other suitable material and must be of saddle type. Forward Seat, Western and Side Saddles are prohibited. Exceptions will be when individual classes allow other types of saddles. See the class description for other possible approved tack.

Dress shall be Saddle Suits consisting of long coat, jodhpurs, derby or soft hat, jodhpur boots and gloves. See classes for specifics.

Riding suits should be clean and pressed; jodhpur boots polished and in good condition. The riding suit should fit the rider, but a slight fullness is better than too snug a fit. Coats should be fingertip length or slightly longer when standing, and jodhpurs should be no more than one inch above heel when mounted. Jodhpur straps should be used.

In the event a Cloverleaf 4-H'er rides in on a non-trotting horse, they will be asked to perform the appropriate gait rather than trot.

No action devices are allowed on show grounds.

SHOWMANSHIP IN-HAND

1. Attire: For those exhibiting a trotting horse, the correct attire consists of jodhpurs or neat dark slacks, long sleeved shirt, tie, boots and vests. Coats of any kind are prohibited. Those exhibiting a non-trotting horse will wear the above listed clothing and a coat will be required. Those exhibiting a non-trotting horse may also wear neat Western attire but not a combination of both. Hats and gloves are optional for both.

2. Appointment: A leather show halter with matching lead is correct for Tennessee Walking Horses and Spotted Saddle Horses. A leather show halter with matching lead, or head stall with bit and throat latch is correct for Arabian-type horses. Saddlebreds and Morgans over two years old should use a double bridle or Pelham. The snaffle rein or entire snaffle may be removed, or the snaffle rein may be placed over the horses withers. The horse is led with the curb rein only. On weanlings and yearlings, a leather show halter or snaffle bridle may be used. A whip, if used shall be a riding whip, 30-36" with no appendages.

TROTting CLASSES

Trotting Exhibitors: for more information, please visit www.usef.org.

A. Equitation:

1. Class Routine:

a. Junior and Senior Equitation:

Riders enter the ring at a trot, turning to the right, and proceed counterclockwise. Horses are shown at a walk, trot and canter, and on command, will reverse and repeat. Entries will line up on command, and any or all riders may be required to execute any appropriate tests from Section 5. Juniors and Seniors may be asked tests 1-15.

b. Cloverleaf:

Riders will enter the ring at a walk, turning to the right, and proceed counterclockwise. Horses are shown at a walk and a trot (or appropriate gait), and on command will reverse and repeat. Entries will line up on command. No tests shall be required.

2. Attire:

a. Informal habits shall be worn in equitation classes held before 6 pm, and are correct in equitation classes held after 6 pm. This consists of a saddle coat in dark conservative color with matching jodhpurs, derby (boys may wear a soft homburg type hat), jodhpur boots, and gloves. Acceptable colors are black, blue, gray, dark burgundy, dark green, beige, or brown in solid, pinstripe, or herringbone. Jacket and pants must match in color.

b. Formal habits are not mandatory, but may be worn after 6 pm in classes where park-type horses are permitted. This consists of dark gray, dark brown, dark blue or black tuxedo-type coat with collars and lapels of the same color, jodhpurs to match, top hat, jodhpur boots and gloves.

3. Appointments:

a. Bridle: A Pelham or Full Bridle is correct in all classes.

b. Miscellaneous: Spurs of the unrowelled type and riding whips are optional.

4. Position:

a. The required Equitation Seat should in no way be exaggerated but be thoroughly efficient and most comfortable for riding the type of horse called for at any gait and for any length of time. In Saddle Seat Equitation classes, riders should convey the impression of effective and easy control. To show a horse well, he should show himself to the best advantage. Ring generalship must be taken into consideration by the judges. A complete picture of the whole is of major importance.

b. Hands. The hands should be held in an easy position; waist or elbow height, over pommel, with palms in line with the wrist, slightly turned toward body, wrist rounded slightly. The hands should be in unison with the horse's mouth, showing adaptability as well as control. How and where the horse carries his head determines the height the hands are held above the horse's withers. Hands and wrists should be flexible and not held extremely separated. (From the rider's view, the hands should be in a V shape, close enough for thumbs to touch.) The fingers should be closed over reins, firm but not rigid. Pressure between thumb and index fingers to secure. Closed (or crossed) reins shall be used, with both hands on the reins, and the bight of the rein should be on the off side.

- c. Basic Position: To obtain proper position, rider should place himself comfortably in the saddle and find his center of gravity by sitting with a slight bend at the knees but without use of the irons. While in this position adjust leather to fit. Irons should be placed under the ball of foot with even pressure on entire width of sole and center of iron. Foot position should be natural (neither extremely in nor out).
- d. Position in Motion:
 - Walk: Slight motion in saddle
 - Trot: Slight elevation in saddle posting; hips under body not mechanical up-and-down nor swinging forward and backward.
 - Canter: Close seat, going with horse.

5. Tests from which judges may choose

1. Address the reins (only in line up).
2. Circle at a trot.
3. Performance on rail.
4. Performance around ring.
5. Feet disengaged from stirrups. Feet engaged. in the line-up only.
6. Change of diagonals down center of ring or on the rail.
7. Execute serpentine at a trot. A series of left and right half circles off center of imaginary line where correct diagonal must be shown.
8. Back for not more than eight steps.
9. Figure eight at trot demonstrating change of diagonals. Unless specified, it may be started either facing the center or away from the center. If started facing the center, it must be commenced from a halt.
10. Execute serpentine at a canter on correct lead demonstrating a simple change of lead. This is a change whereby the horse is brought back into a halt/walk and restarted into the canter on the opposite lead.
11. Circle at the canter on the correct lead.
12. Figure eight at canter on a correct lead demonstrating a simple change of lead. Figures are commenced in center of two circles so that one lead change is shown.
13. Change leads down center of ring or on the rail demonstrating simple changes of lead. The judge must specify exact lead changes to be executed and the beginning lead.
14. Ride without stirrups for a brief period of time, no more than one minute at the trotting phase. Rider may be asked to engage stirrups at a halt or walk.
15. Demonstration ride of approximately one minute on own mount. Movements must be selected from tests 1-14 above. Rider must advise judge beforehand what ride he plans to demonstrate. Riders must have with them two copies (one for judge and one for announcer) of a written one-minute workout in case the judge asks for this test. The test must be stopped at the end of one minute but the rider will not be penalized for not completing it.

B. Performance:

1. General,
 - a. Trotting Breeds may show in only one of the following classes.
 - b. It is imperative that pleasure horses give the distinct appearance of being a pleasure to ride. Easy ground covering action is desired. Judges must penalize any horse with laboring actions. Pulling, head tossing, going sideways, and switching tail to be penalized. Manners and suitability as a pleasure mount are paramount. Light contact with horse's mouth must be maintained. All gaits must be performed with willingness and obvious ease, cadence, balance and smoothness.
 - c. Shoeing regulations are specified by class.
 - d. Class routine. Entries will enter the ring, turning to the right, and proceed counter-clockwise. Horses are shown at a walk, trot, and canter, and on command will reverse and repeat. Entries will line up on command. All pleasure horses and ponies (non-Cloverleaf) may be asked to back.

2. Cloverleaf Saddle Seat Walk-Trot Pleasure

- a. Entries in this class shall be suitable for the beginning rider.
- b. Shoeing. Horses may be padded or flat shod.
- c. Class Routine. Entries will enter the ring at a walk, and are shown both ways of the ring at a walk and trot or appropriate gait.
- d. Entries are judged on manners, suitability, and performance of the horse at the discretion of the judge. Conformation of the horse may be considered in situations only of extremely close performance.
- e. Attire shall be informal. **Cloverleaf trotting exhibitors do not wear jackets or hats, with the exception of a safety helmet being allowed.**
- f. Bridle may be full bridle or pelham. *Martingale is allowed with snaffle bit.*

3. Junior & Senior English Pleasure

- a. Horses and ponies should be of saddle type, suitable to rider, serviceably sound and a pleasure to ride. Entry must be shown with a full mane and tail.
- b. Shoeing. Horses may be padded or flat shod. Shoeing must conform with breed regulation. Maximum length of shoe, pad and hoof is 5 1/4" for Morgans, and 4 1/2" for Arabians.
- c. Class Routine. Horses and ponies are shown at a flat walk, trot, extended trot and canter both ways on the ring. Horses will also be asked to halt and stand quietly on the rail.
- d. Manners and suitability as pleasure mount are paramount. Transitions from one gait to another should be smooth and effortless. Judging criteria are manners, performance, presence, quality, conformation, and neatness of attire.
- e. Attire shall be informal. Contrasting coats are acceptable.
- f. Bridle may be full bridle or pelham.

NON-TROTTING

A. Equitation

These CLASSES would include, but are not limited to non-trotting breeds such as the Tennessee Walking Horse, Spotted Saddle Horse, Racking Horse, Paso Fino, Missouri Foxtrotter, etc. All entries padded or unpadded can participate in this class. For shoeing requirements see Section B.1-C.

1. Class Routine: Horses and ponies will be required to perform two gaits. **This is a non-cantering class.** Riders shall enter the ring in a counter-clockwise direction at a Flat Walk/Show Pleasure Walk. Riders will also be asked to perform a Plantation Gait/Slow Rack. Riders will proceed at least once around the ring at each gait and on command, reverse and repeat. Entries will line up on command, and any or all riders may be required to execute any appropriate tests from Section 5.
2. Attire. Informal saddle suits in conservative colors are correct for day or evening classes. Jacket and pants must match in color. Hats are not required, but if worn should be of the fedora type. Formal habits are permitted after 6 pm. Western attire is used with horses in western tack.
3. Appointments
 - a. All tack, bits, equipment and attire that are accepted in the respective Breed Associations will be permitted.
 - b. Miscellaneous: Spurs of the unrowelled type, or rowelled English spurs as allowed by the National Horse Show Commission, are optional, according to discipline. Riding whips are optional, according to discipline.
4. Position
 - a. Riders seat should be a natural, coordinated and comfortable riding position, and should in no way be rigid or exaggerated.

Rider should convey the impression of effective and easy control, with the general appearance of being able to ride for a considerable length of time with pleasure. Ring generalship shall be taken into consideration by the judge. The appearance, presentation and alertness of the rider and his/her mount make the overall picture of utmost importance.

- b. Hands. The hands for English riding, or one hand for those exhibiting in Western attire, should be held in an easy position; waist or elbow height, over pommel, with palms in line with the wrist, slightly turned toward body, wrist rounded slightly. The hand(s) should be in unison with the horse's mouth, showing adaptability as well as control. How and where the horse carries his head determines the height the hand(s) are held above the horse's withers. Hands and wrists should be flexible and not held extremely separated. (From the rider's view, for English riding, the hands should be in a V shape, close enough for thumbs to touch.) The fingers should be closed over reins, firm but not rigid. Pressure between thumb and index fingers to secure. Closed (or crossed) reins shall be used for English riding, with both hands on the reins, and the bight of the rein should be on the off side. For those exhibiting in Western attire: Only one hand should be used to rein the horse, unless **exhibiting a horse aged 4 or under with a snaffle bit**.

Upper arms should fall naturally from the shoulder toward the hip bones and should be flexible, never clutched to the body, extended forward or spread away from the body. Hands should be in a comfortable waist-level position, depending on how and where the horse carries its head. The use of the hands should be smooth and gradual without jerking or pumping at any of the gaits, or jerks on the reins parked.

- c. Basic Position. To obtain proper position, rider should sit comfortably in the middle of the saddle and find his/her center of gravity by sitting with a slight bend at the knees without use of the stirrups. While in this position, have stirrup leathers adjusted to fit so that irons will be under ball of foot with even pressure on entire width of sole and center of iron.

The foot position will be natural and comfortable if the knee and thigh are rolled inward and the heel is slightly lower than the toes. From the front or rear view, the lower leg will be held naturally away from the horse, depending on the anatomy of the rider and the size of the horse. Knee should rest against saddle.

- d. Position in Motion. The position in motion should be natural, coordinated and graceful, attained only with practice. From the side view a straight line can be drawn perpendicular to the ground through the rider's head, neck, shoulder, hip and ankle. The rider's toe should never be any more forward than his knee, thereby keeping his/her center of balance directly above his/her feet and ankles. This basic recommended position should be maintained at all gaits.

5. Tests from which judges may choose.

1. Address Reins: A quick check on muscular control and sensitivity of hands.
2. Backing: Must be required as a check on hands, arms, thighs, knees and lower legs, feet and voice commands.
3. Dismount and mount: To be done quietly and gracefully as possible. To mount, take up reins in left hand place hand on withers, grasp stirrup leather with right hand insert left foot into stirrup and mount. To dismount, rider may either step down or slide down.
4. Group Performance Around Ring: To check on maneuverability, ring generalship, etiquette and sportsmanship.
5. Individual performance on rail; any or all gaits and test may be required. See rider in motion from both front and rear at all gaits.
6. Ride Without Stirrups: Any or all gaits may be requested.
7. Perform a Figure Eight or variable size and speed circles.

B. Non Trotting Performance Classes,

1. General.

- a. Non-Trotting breeds may show in only one of the following classes.
- b. It is imperative that non-trotting horses give the distinct appearance of being a pleasure to ride. Easy ground covering action is desired. Judges must penalize any horse with laboring action. Pulling, head tossing, going sideways and switching tail to be penalized. Manners and suitability as a pleasure mount are paramount. Light contact with horses mouth must be maintained. All gaits must be performed with willingness and obvious ease, cadence, balance and smoothness.

- c. Shoeing. Horses may be flat shod or padded. If padded the toe length must exceed the height of the heel by 1 inch or more if the pads are less than 2 inches in length at the toe. For pads that are two inches or more in length the height at the heel should be limited to no more than 1 ½ inches greater than the length of the pad at the toe. Bands are permitted. Pleasure ½" thick, 1 ½" wide. Light Plantation 3/8" wide. Pads toe length divided by ½ toe must be 1 inch longer. See diagram of Heel/Toe Measurement and Pad Measurement.
 - d. Class Routine. Entries will enter the ring, turning to the right, and proceed counter-clockwise. The class proceeds at least once around the ring at each gait, and on command, will reverse and repeat. Entries will line up on command. Horses may be required to back.
2. Cloverleaf Saddle Seat Non-Trotting Pleasure.
- a. Entries in this class shall be suitable for the beginning rider.
 - b. Shoeing. Horses may be padded or flat shod.
 - c. Class Routine. Entries will enter the ring at a walk and will be asked to perform a trot or appropriate intermediate gait (flat walk, slow rack, etc.) both ways of the ring.
3. Plantation Pleasure.
- a. The Plantation Horse is an easy gaited pleasure horse. Horse or pony should be suitable to rider, serviceably sound, and a pleasure to ride.
 - b. Class Routine. Horses and ponies shall enter the ring at a flat walk and will be shown at the flat walk, plantation gait and canter both ways of the ring.
 - Flat Walk: True, square and flat with a cadenced motion
 - Plantation Gait: An easy, ground covering gait (running walk, fox trot, stepping pace, slow rack). It should be smooth, cadenced and consistent. Extreme speed or action will be penalized.
 - Canter: Smooth and straight on both leads. Performed with a rolling motion, comfortably in hand.
 - c. Horses are to be shown with a light rein at all gaits. Bumping and pumping of the reins must be penalized.
 - d. Attire. Informal saddle suits in conservative colors are correct for day or evening classes. Contrasting coats are acceptable. Hats are not required, but if worn should be of the fedora type. Western attire is used with horses in western tack.
 - e. Appointments. Bridle: Curb of the type commonly used by Walking Horses with a single pair of reins. A snaffle or hackamore is prohibited. If Western, standard western curb with curb strap or chain.
4. Racking.
- a. Horses must be of the racking horse type. Horse or pony should be suitable to rider, serviceably sound and a pleasure to ride.
 - b. Class routine. Horses will enter the ring at a slow rack and will be shown at a walk, slow rack and fast rack both ways of the ring.
 - Show Pleasure Walk: A smooth, collected, slow and easy gait. A distinctive four-beat gait displaying both style and grace.
 - Slow Rack: A slow, high, animated gait performed with ease and grace.
 - Fast Rack: A flashy, faster, evenly timed gait characterized by considerable knee action and speed. Speed will be credited only when form and trueness of gait are not sacrificed.
 - c. Horses are to be shown with a light rein at all gaits. Bumping and pumping of the reins must be penalized.
 - d. Attire. Informal saddle suits in conservative colors are correct for day or evening classes. Hats are not required, but if worn should be of the fedora type. Formal habits are permitted after 6 p.m. Coats of contrasting color are acceptable.
 - e. Appointments. Bridle curb of the type commonly used by Walking horses with a single pair of reins. A snaffle or hackamore is prohibited.

PATTERN EQUITATION CLASSES – TROTTING & NON-TROTTING

Rules are the same as above for equitation classes except a pattern will be posted and must be ridden.

2009 Georgia 4-H State Horse Show Herdsman Award

The county exhibits will be judged for three consecutive days starting on 12:00 noon on Tuesday, June 10th through noon on Friday, June 13th by judges selected by management. The judges will be working independently of each other in evaluating the exhibits.

Each county wishing to compete must sign up at the Horse Show Office no later than 11:00 am on Tuesday, June 10th.

State Horse Show Herdsman Premiums:

1st Place: \$100 2nd Place: \$75 3rd Place: \$50

Criteria for selecting Herdsmen Award Winners

- I. Appearance and Cleanliness: 75% of points
 - A. Aisles must be kept clean. Feed and water pails should be neat, clean and removed from stalls/pens when not in use. Water pails may be left in stalls/pens but must be secured safely.
 - B. Identification, such as stall cards, must be displayed.
 - C. Manure must be removed from stalls/pens and placed in appropriate containers (not in trash cans).
 - D. Additional decorations and county banner will count towards Herdsmen Award. For the safety and well being of the public, exhibitors and their horses, **streamers and overhead decorations are not allowed.** Please decorate your area in a safe and creative manner for all those that may visit the Georgia 4-H Horse Show.
 - E. Appearance of animals should be clean and well groomed at all times.
- II. Educational Value for General Public: 10% of points
 - A. Any display of educational information concerning horses or equine science/education will count towards Herdsmen Award.
 - B. Free-standing displays will be allowed, but must be on the end of the aisle and must be secured for the safety of the public and animals.
- III. Conduct: 15% of points
 - A. Courtesy to other exhibitors, spectators, and show officials will count towards the award. Roughhousing, foul language, and loud noises will count against display.
 - B. Exhibitors must be on time for showmanship and judging classes.
 - C. Each chapter is the ambassador for their community. Judges may see your group at the motel and at restaurants. Your actions are being judged from the time you come to the Agricenter until you return home.

SPECIAL THANKS TO THE 2009 4-H HORSE ADVISORY COMMITTEE

**Eleanor Ellis
Bulloch County Volunteer**

**Alicia Floyd
Liberty County Volunteer**

**Dr. Barbara Kelly
Equine Veterinarian**

**Kim Lytle
Rockdale County Volunteer**

**Tamra Steinbrecher
Wayne County Volunteer**

**Donna Williams
Richmond County Volunteer**

**Judy Ashley
Walton County Extension Agent**

**Peyton Sapp
Greene County Extension Agent**

**Donna Shelnut
Spalding County**

**Roger Sinyard
Marion County Extension Agent**

**Cindy Wynn
Thomas County Agent**

**Lindsey Fodor
State 4-H Program Assistant**

**Emily Schattler
State 4-H Program Specialist, Livestock**

**Heather K. Shultz
4-H Program Coordinator I, Livestock**

**Dr. Kylee Johnson
Extension Animal Specialist - Equine**

**Dr. Kari Turner
Extension Animal Scientist – Equine**

Prepared by

Heather K. Shultz, 4-H Program Coordinator I, Livestock
Dr. Kari Turner, Extension Animal Scientist

The Cooperative Extension Service, The University of Georgia College of Agricultural and Environmental Sciences offers educational programs, assistance and materials to people without regard to race, color, national origin, age, sex or handicapped status.

AN EQUAL OPPORTUNITY EMPLOYER
4-H and Youth

Miscellaneous Publication AS-115 Revised February 2009

Issued in furtherance of Cooperative Extension work, Acts of May 8 and June 30, 1914, The University of Georgia College of Agricultural and Environmental Sciences and the U.S. Department of Agriculture cooperating.

Dr. Scott Angle, Dean & Director