


Small Fruit Culture



Soil Test

Most plants – pH 6-6.5
Blueberry – pH 4.5-5.2

Incorporate recommended lime 12” deep

Use Sulfur to lower the pH for blueberries six months before planting

Apply Phosphorus before planting if needed



Northern Highbush – High Mountains
Piedmont and Coastal Plain from NC
northward

Southern Highbush – Coastal Plain
and Piedmont

Rabbiteye – Coastal Plain and
Piedmont

Northern Highbush

- Blue Crop: Early Season
- Jersey: Mid-season
- Elliot: Late Season

Rabbiteyes for Piedmont and Lower Mountains


- Brightwell: Early – Mid Season
- Powderblue: Late Season
- Tifblue: Late Season
- Centurion: Very Late Season

Blueberry Spacing

Standard – 6' x 12'

Hedge – 4' within row







Three Sexual Types of Muscadines

- Male
- Female
- Perfect flowered

Fresh Fruit Muscadine Varieties

- Fry – female, bronze
- Summit – self-fertile, bronze
- Triumph – perfect flowered, black
- Cowart – perfect flowered, black
- Loomis – female, black
- Nesbit – perfect flowered, black, cold hardy

Processing Muscadine Varieties

- Dixie – perfect flowered, bronze, wine, juice, cold hardy
- Golden Isles – perfect flowered, bronze, wine, juice, non-”musky” aroma
- Carlos – perfect flowered, bronze, wine, juice, cold hardy
- Noble – perfect flowered, black, wine, jelly

Muscadine Spacing

- Rows – 12’
- Within Row – 20’








Fig Varieties

- Figs are not recommended for the mountains
- Plant Celeste variety in the Piedmont
- Celeste and Alma have closed “eyes”

Plant Figs About 15 Feet Apart






Fig Fruit Drop is Common

- Too vigorous
- Too dry or hot
- Nematode infested





Erect Blackberry Varieties

- Choctaw
- Cheyenne
- Cherokee
- Shawnee
- Navajo
- Arapaho
- Kiowa

Trailing Blackberry Varieties

- Thornless
 - Hull
 - Chester
- Thorny
 - Gem

Bramble Spacing

Trailing – 10' x 12'
Erect – 8' x 12'
Erect Hedge – 2' x 4'
within row



Blackberry Shoots

- 1st Year – Vegetative (primocanes)
- 2nd Year – Fruiting and Death



Raspberry Varieties

Coastal Plain and Piedmont	
Dorman Red	Trailing
	Spring-bearing
	Low Quality
Upper Piedmont and Mountains	
Redwing or	Fall-bearing
Heritage	Erect
	Excellent Quality

Plant Dorman Red Raspberries 10 Feet
Apart (trellis required)

Plant Erect Red Raspberries 1-2 Feet
Apart

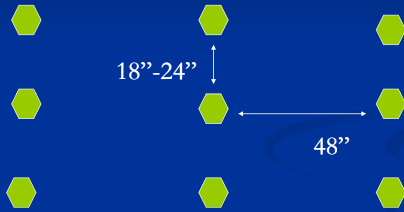



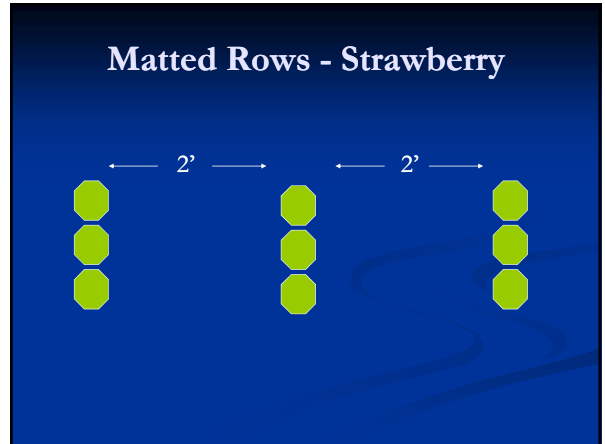


Recommended Strawberry Varieties

- Cardinal
- Earliglow
- Surecrop
- Atlas
- Apollo

Planting Distance Strawberry

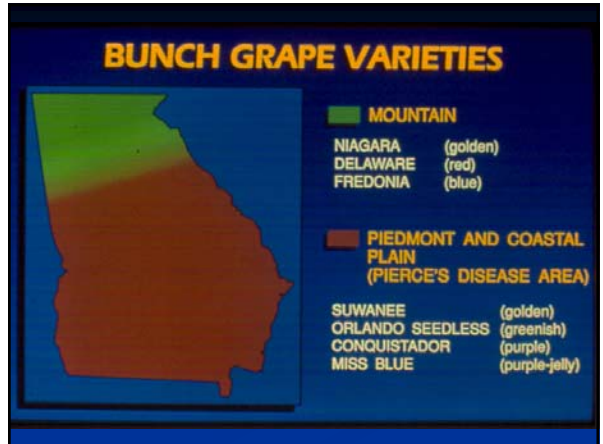


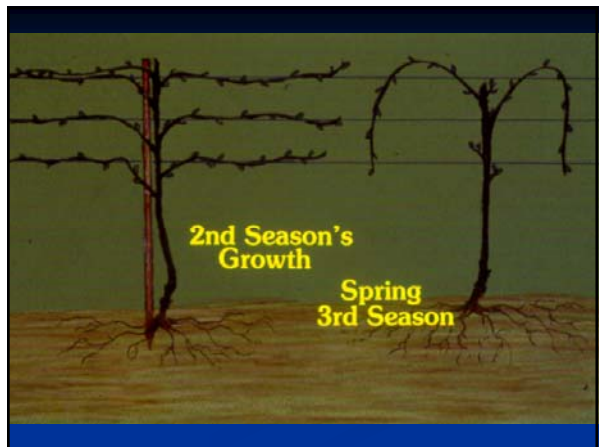
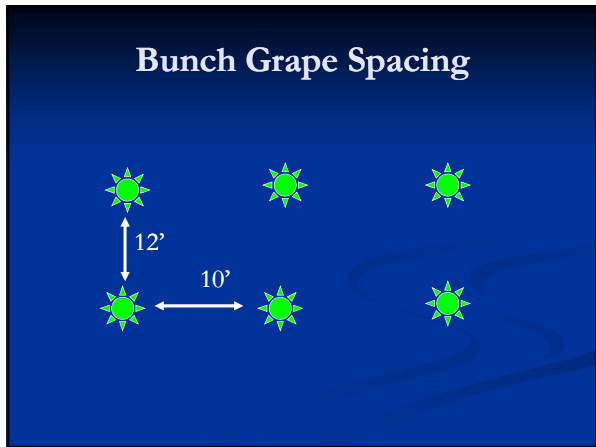







Renovation Steps Just After Harvest From the Second Year On

- Mow off leaves with a lawn mower set in the high position (do not damage crowns)
- Rototill or hoe up most of matter row except an eight inch wide strip of daughter plants









Small Fruits

- Most need only a few pesticide applications

