


	<p>Black-Eyed Susan "Goldstrum"</p> <p><i>Rudbeckia fulgida</i></p>	<p>Does best in full sun. Height: 30+ inches. Spacing: 18-24 inches. Blooms from late July to early October. Drought resistant. Strong stems w/ long lasting blooms. Fast growing.</p>
	<p>Coral Bells "Caramel"</p> <p><i>Heuchera villosa</i> hybrid</p>	<p>Plant in part shade. Height: 15 inches. Grown for foliage--has small flowers. Thrives with summer heat & humidity. Once established will grow in dry shade. Attracts hummingbirds. Rarely bothered by deer.</p>
	<p>Large Flowered Tickseed "Early Sunrise"</p> <p><i>Coreopsis grandiflora</i></p>	<p>Plant in full sun. Height: 18 inches. Blooms from late spring until fall--with deadheading of spent flowers. Tolerates drought. Rarely bothered by deer. Somewhat short-lived, but self-seeds. Naturalizes well.</p>
	<p>Autumn Fern or Pink Shield Fern</p> <p><i>Dryopteris</i> <i>erythosora</i></p>	<p>Plant in part to full shade. Height: 18 inches. Spacing: 18 inches for full ground cover. Fronds change color from copper-red to bronze to green. Heat tolerant. Keep well watered until established. Usually semi-evergreen in winter.</p>
	<p>Japanese Painted Fern "Pictum"</p> <p><i>Athyrium niponicum</i></p>	<p>Plant in part to full shade. Best frond color in light shade. Height: 18 inches. Spacing: 18 inches for full ground cover. Weeping growth habit.</p>



Tassel Fern

Polystichum polyblepharum

Plant in part to full shade.
Usually evergreen.
Height: 18 inches.
Young fronds unfurl and bend backward, drooping in a tassel form before flattening out.
Founds form an arching vase.



Camellia
"White by the Gate"

Camellia japonica

Plant in light to partial shade.
Flowers are 3-5 inches in size, white, formal-double, and appear in mid-January to February.
Leaves are evergreen.
Size: 10-12 feet by 7-10 feet.
Mulch to keep roots cool.



Camellia
"Shi Shi Gashira"

Camellia sasanqua

Tolerates more sun than *C. japonica*--can be planted in full sun.
Size: 5 feet by 5 feet.
Leaves: evergreen but much smaller than *C. japonica*.
Blooms from October to early January.



Gardenia
"Frostproof"

Gardenia jasminoides

Plant in full sun to partial shade (in p.m.).
Size: 5 feet by 4 feet.
Blooms in spring to early summer with 2-3 inch flowers.
Upright growth habit.
Water regularly until established.
Slow growing.
Deer resistant.



Hydrangea
"Ryan Gainey"
(smooth hydrangea)

Hydrangea arborescens

Plant in part shade.
Size: 4 feet by 4 feet.
Blooms late June to August
pH is not a factor of flower color here.
Native of SE woodlands.
Tolerant of poor soil.



Rabbiteye blueberries

Vaccinium ashei

NOTE: One of the most important growing requirements of rabbiteye blueberries is their need for cross-pollination in order to set fruit. You will need to plant more than one variety for cross-pollination to occur.

Plant in full sun.

Needs moist, well-drained soil.

Size: about 8 feet by 8 feet.

Perfect landscape shrub.

Good fall color of leaves.

"Climax" -- Early spring berry production.

"Powderblue"-- Late spring to early summer berry production.

"Tifblue" -- Late spring to early summer berry production.



Bottlebrush Buckeye

Aesculus parviflora

Plant in full to partial shade.

Size: 8-12 feet by 8-15 feet.

Blooms from June to July.

Leaves provide good fall color.

Attracts butterflies.

Deer tolerant.



Flame Azalea

Rhododendron calendulaceum

Plant in partial shade.

Size: 6-12 feet by 6-12 feet.

Flowers range in color from yellow to orange to brilliant red.

Blooms in early May.

Flower size: 1.5 to 2.5 inches.



**Sweet Azalea
(smooth azaelia)**

Rhododendron arborescens

Grows near streams and in moist areas.

Plant in sun/part shade.

Drought sensitive.

Size: 8-12 feet by 8-12 feet.

Provides good fall color.

Blooms June-July.

Flowers have strong fragrance.